



DAEMEN MEN'S BASKETBALL 2019-20 GAME NOTES



TWO-TIME EAST COAST CONFERENCE REGULAR SEASON CHAMPIONS // 2014 • 2019

SCHEDULE & RESULTS

(H: 11-1, A: 5-3, N: 1-1)

OCTOBER

| | | |
|----|--------------|-----------|
| 24 | @ Buffalo # | L, 111-73 |
| 26 | @ Syracuse # | L, 90-71 |
| 29 | Mohawk # | W, 116-54 |

NOVEMBER (8-1)

| | | |
|----|-------------------|----------|
| 1 | #1 NW Mo. St. % | L, 85-65 |
| 2 | Mo. Western St. % | W, 68-64 |
| 8 | Felician \$ | W, 95-80 |
| 9 | Nyack \$ | W, 80-74 |
| 14 | Mercyhurst | W, 67-65 |
| 16 | #4 West Liberty | W, 98-83 |
| 19 | Le Moyne | W, 89-79 |
| 23 | Wilmington ! | W, 83-81 |
| 30 | @ U. Sciences | W, 83-57 |

DECEMBER (4-1)

| | | |
|----|------------------------|-----------|
| 4 | Salem | W, 89-59 |
| 7 | Roberts Wesleyan * | W, 96-70 |
| 13 | @ Mercy * | W, 103-59 |
| 15 | @ #24 St. Thomas Aq. * | L, 87-80 |
| 19 | @ St. Rose | W, 96-88 |

JANUARY (5-3)

| | | |
|----|--------------------|----------|
| 1 | @ St. Anselm | L, 87-59 |
| 2 | @ St. Michael's | W, 72-68 |
| 4 | @ Stonehill | L, 82-76 |
| 10 | Queens * | W, 65-57 |
| 12 | Bridgeport * | L, 67-64 |
| 19 | @ Dist. Columbia * | W, 65-61 |
| 24 | Molloy * | W, 91-83 |
| 26 | New York Tech * | W, 92-57 |

FEBRUARY (0-0)

| | | |
|----|----------------------|---------|
| 1 | @ Roberts Wesleyan * | 4 PM |
| 7 | @ Bridgeport * | 8 PM |
| 9 | @ Queens * | 1:30 PM |
| 14 | St. Thomas Aquinas * | 8 PM |
| 16 | Mercy * | 3 PM |
| 21 | Dist. Columbia * | 8 PM |
| 28 | @ Molloy * | 7 PM |

MARCH (0-0)

| | | |
|---|-------------------|---------|
| 1 | @ New York Tech * | 3:30 PM |
|---|-------------------|---------|

denotes exhibition

% denotes SCB Hall of Fame Classic

\$ denotes ECC-CACC Challenge

! denotes game played at KeyBank Center

* denotes East Coast Conference

DAEMEN WILDCATS

(17-5, 6-2 ECC)



@DaemenMBB

Head Coach: Mike MacDonald (St. Bonaventure '88)

Record at Daemen: 122-48 (6th season)

Record Overall: 379-274 (23rd season)



ROBERTS WES. REDHAWKS

(3-16, 0-8 ECC)

@RWCREDHAWKS

Head Coach: Mark Saladzius (Roberts Wes. '09)

Record at Roberts Wes.: 19-30 (2nd season)

Record Overall: Same

GAMEDAY INFO

Date _____ February 1, 2020
Time _____ 4:00 PM
Venue _____ Voller Athletic Center
Location _____ Rochester, N.Y.
Live Stream _____ ECC Network
Live Stats _____ robertsredhawks.com

BY THE NUMBERS

| Category | DC | RWC |
|----------------|------|------|
| Scoring Off. | 80.7 | 72.1 |
| Scoring Def. | 72.4 | 83.2 |
| FG% Offense | .475 | .410 |
| FG% Defense | .433 | .459 |
| 3pt FG% Off. | .373 | .328 |
| 3pt FG% Def. | .335 | .345 |
| Rebounds/Game | 37.9 | 34.4 |
| Turnovers/Game | 15.3 | 16.2 |

FASTBREAK POINTS: 10 THINGS TO KNOW ABOUT THE GAME

1. Daemen opens February and the second round of the East Coast Conference schedule by visiting their longtime rivals from Rochester, the Roberts Wesleyan Redhawks.
2. Daemen brings a three-game winning streak into Saturday's game, including a 92-57 rout of New York Tech in their most recent contest. It marked Daemen's third win this season by at least a 30-point margin.
3. After scoring just 66.8 points per game through their first six January games, Daemen broke out offensively with back-to-back 90+ point outings last weekend. The Wildcats have won 46-straight games when scoring at least 90 points.
4. Roberts Wesleyan heads into the weekend looking to snap a six-game losing streak. The Redhawks are also seeking their first conference win of the season.
5. Daemen defeated Roberts Wesleyan 96-70 in the teams' first meeting this season. The Wildcats have won 18-straight and 25 of the last 26 meetings with the Redhawks. Daemen's success in the series includes 12-straight wins at the Voller Athletic Center, including seven by nine points or less. RWC's last win in the series came on Feb. 15, 2011 at Lumsden Gymnasium. Their last home win in the series came on Feb. 21, 2007.
6. **Jeff Redband** shot 10-for-17 from three-point range in the last two games. He leads the ECC and ranks 13th nationally with 67 three-pointers this season. Redband enters Saturday's game with 283 three-pointers in his career, five shy of Brian Montanaro's program record of 288.
7. **Jay Sarkis** has is averaging 15.0 points and shooting 52% from the field and 47% from three-point range over the last three games. Sarkis totaled 20 points in last Friday's win over Molloy, his first 20-point outing since late February of 2018. Both he and fellow fifth-year senior **Joey Wallace** are closing in on 1,000 career points. Sarkis enters the weekend with 971 career points, while Wallace has totaled 987 including an earlier stint playing for Southern Connecticut State.
8. **Breon Harris** swiped a season-high five steals in Sunday's win over New York Tech. He ranks second in the ECC and 28th nationally by averaging 2.2 steals per game this season. Harris also moved into a tie for fifth on Daemen's all-time steals list with 165 in his career.
9. **Andrew Sischo** continues to lead the country in double-doubles (15) and the ECC in scoring (25.0 ppg). Sischo scored 19 points vs. New York Tech, snapping a string of five-straight 20-point outings, and also his first sub-20-point game in ECC play this season. If the season ended today, Sischo would be just the second player in team history to average 25.0 points per game.
10. **Joey Wallace** is averaging 4.3 assists over the last four games. Daemen is 10-1 this season when he records at least three assists in a game, just 6-4 when he does not.

PROBABLE LINEUP

| STARTING FIVE | HT | YR | HOMETOWN | GP/GS | PPG | RPG | APG | MPG |
|---------------------------|-----|-------|---------------------|-------|------|------|-----|------|
| G 5 Jay Sarkis | 6-1 | R-Sr. | Rochester, N.Y. | 20/20 | 8.2 | 2.3 | 2.8 | 32.6 |
| G 2 Breon Harris | 5-9 | Sr. | Niagara Falls, N.Y. | 18/16 | 12.4 | 4.3 | 2.6 | 28.2 |
| F 23 Joey Wallace | 6-4 | R-Sr. | Rochester, N.Y. | 21/20 | 11.0 | 5.5 | 2.9 | 29.2 |
| F 44 Jeff Redband | 6-7 | R-Sr. | Batavia, N.Y. | 22/22 | 12.9 | 3.8 | 1.5 | 31.8 |
| C 22 Andrew Sischo | 6-9 | R-Jr. | Guilderland, N.Y. | 21/20 | 25.0 | 11.9 | 1.3 | 33.5 |
| OFF THE BENCH (NEXT FIVE) | | | | | | | | |
| G 12 Kyle Harris | 6-3 | Jr. | Buffalo, N.Y. | 22/9 | 5.0 | 3.3 | 1.1 | 20.5 |
| F 25 Ryan Bradley | 6-7 | R-Fr. | Niagara Falls, N.Y. | 12/0 | 3.0 | 2.4 | 0.6 | 10.3 |
| G 3 Tajmin Holt | 6-3 | R-So. | Rochester, N.Y. | 22/0 | 1.8 | 1.2 | 0.7 | 9.0 |
| G 20 Ryan Salzberg | 6-3 | Fr. | Manlius, N.Y. | 16/0 | 1.3 | 0.4 | 0.2 | 4.5 |
| C 34 Chris Luke | 7-0 | Jr. | Cortland, N.Y. | 20/2 | 1.1 | 1.2 | 0.1 | 3.9 |

ATHLETIC COMMUNICATIONS

Mike Miranto

Sr. Associate A.D., Operations & Communications

Email: mmiranto@daemen.edu

Office: 716-839-8385

Cell: 716-471-7626

Twitter: @coachmiranto

Website: daemenwildcats.com


NUMERICAL ROSTER

| No. | Name | Yr. | Pos. | Ht. | Wt. | Hometown / High School / Previous School |
|-----|-----------------|-------|------|------|-----|--|
| 2 | Breon Harris | Sr. | G | 5-9 | 170 | Niagara Falls, N.Y. / Niagara Falls |
| 3 | Tajmin Holt | R-So. | G | 6-3 | 200 | Rochester, N.Y. / Rochester Early College |
| 4 | Jeffrey Duah | Sr. | G | 5-7 | 185 | Bronx, N.Y. / South Bronx |
| 5 | Jay Sarkis | R-Sr. | G | 6-1 | 175 | Rochester, N.Y. / Greece Athena |
| 10 | Donte' Williams | R-Sr. | G/F | 6-4 | 180 | Buffalo, N.Y. / Bishop Timon-St. Jude / California (Pa.) |
| 11 | Trevor Book | So. | G | 6-4 | 175 | North Tonawanda, N.Y. / North Tonawanda |
| 12 | Kyle Harris | Jr. | G | 6-3 | 180 | Buffalo, N.Y. / Park School / Erie Community College |
| 14 | Da'Shawn Hines | R-So. | G | 5-10 | 170 | Amherst, N.Y. / Amherst |
| 15 | Keith Slack | Fr. | G | 5-8 | 155 | Rochester, N.Y. / Gates Chili |
| 20 | Ryan Salzberg | Fr. | G | 6-4 | 180 | Manlius, N.Y. / Bridgton Academy |
| 21 | Josiah Chandler | Fr. | G | 6-0 | 180 | New York City, N.Y. / LaSalle Academy |
| 22 | Andrew Sischo | R-Jr. | C | 6-9 | 240 | Guilderland, N.Y. / Guilderland |
| 23 | Joey Wallace | R-Sr. | G | 6-4 | 205 | Rochester, N.Y. / Immaculate / Southern Connecticut State |
| 24 | Ziv Basden | R-So. | F | 6-5 | 195 | Nassau, Bahamas / Redemption Christian |
| 25 | Ryan Bradley | R-Fr. | F | 6-7 | 190 | Niagara Falls, N.Y. / Canisius |
| 30 | Patrick Higgins | Fr. | G | 5-10 | 180 | Pennington, N.Y. / The Pennington School |
| 33 | Joey Atkins | So. | G/F | 6-4 | 175 | Watervliet, N.Y. / Watervliet / Jefferson |
| 34 | Chris Luke | Jr. | C | 7-0 | 250 | Cortland, N.Y. / Cortland / Niagara County Community College |
| 44 | Jeff Redband | R-Sr. | F | 6-7 | 180 | Batavia, N.Y. / Batavia |
| 51 | Justin Pouppey | Fr. | G | 5-10 | 160 | Buffalo, N.Y. / St. Francis |


RADIO/TV ROSTER



#2
Breon Harris
G • Sr. • 5-9
Niagara Falls, N.Y.
Niagara Falls



#3
Tajmin Holt
G • R-So. • 6-3
Rochester, N.Y.
Rochester Early College



#4
Jeffrey Duah
G • Jr. • 5-7
Bronx, N.Y.
South Bronx



#5
Jay Sarkis
G • R-Sr. • 6-1
Rochester, N.Y.
Greece Athena




#10
Donte' Williams
G/F • R-Sr. • 6-4
Buffalo, N.Y.
Bishop Timon/St. Jude



#11
Trevor Book
G • So. • 6-4
N. Tonawanda, N.Y.
N. Tonawanda



#12
Kyle Harris
G • Jr. • 6-e
Buffalo, N.Y.
Park School



#14
DaShawn Hines
G • R-So. • 5-10
Amherst, N.Y.
Amherst



#15
Keith Slack
G • Fr. • 5-8
Rochester, N.Y.
Gates Chili



#20
Ryan Salzberg
G • Fr. • 6-4
Manlius, N.Y.
Bridgton Academy



#21
Josiah Chandler
G • Fr. • 6-0
New York City, N.Y.
LaSalle Academy



#22
Andrew Sischo
C • R-Jr. • 6-9
Guilderland, N.Y.
Guilderland



#23
Joey Wallace
G • R-Sr. • 6-4
Rochester, N.Y.
Immaculate



#24
Ziv Basden
F • R-So. • 6-5
Nassau, Bahamas
Redemption Christian



#25
Ryan Bradley
F • R-Fr. • 6-7
Niagara Falls, N.Y.
Canisius



#30
Patrick Higgins
G • Fr. • 5-10
Pennington, N.Y.
The Pennington School




#33
Joey Atkins
G/F • So. • 6-4
Watervliet, N.Y.
Watervliet



#34
Chris Luke
C • Jr. • 7-0
Cortland, N.Y.
Cortland



#44
Jeff Redband
F • R-Sr. • 6-7
Batavia, N.Y.
Batavia



#51
Justin Pouppey
G • Fr. • 5-10
Buffalo, N.Y.
St. Francis

QUICK FACTS

Name of School.....Daemen College
 City / Zip.....Amherst, N.Y. / 14226
 Founded.....1947 (as Rosary Hill College)
 Enrollment.....2,636
 School Colors.....Medium Blue, Gray & White
 Nickname.....Wildcats
 Arena.....Lumsden Gymnasium
 Capacity.....1,000
 Affiliation.....NCAA Division II
 Conference.....East Coast Conference (ECC)
 President.....Dr. Gary A. Olson
 Athletic Director.....Traci Murphy
 Athletic Department Phone.....(716) 839-8346
 Athletics Website.....daemenwildcats.com

COACHING STAFF

Head Coach.....Mike MacDonald
 Alma Mater, Yr.....St. Bonaventure, '88
 Record at Daemen (years).....122-48 (6)
 Career Record (years).....379-274 (23)
 Office Phone.....(716) 839-8380
 Assistant Coach.....Ryan Grandits
 Assistant Coach.....Matt Dyrek
 Assistant Coach.....Jordan Glover
 Athletic Trainer (Asst. A.D. for Sports Med./Perf.).....Jeff Sage
 Strength & Conditioning Coach.....Katie Eschner

TEAM INFORMATION

2019-20 Record.....17-5
 ECC Record / Place in Standings.....6-2 / 3rd
 Starters Returning / Lost.....4 / 1
 Letterwinners Returning / Lost.....10 / 5
 Newcomers (Freshmen / Transfers).....10 (5 / 5)

TEAM HISTORY

First year of modern era.....1986-87
 Overall Record.....571-439
 NAIA membership.....1986-87 to 2011-12
 American Midwest Conference.....2001-02 to 2011-12
 NAIA Tournament Appearances.....4
 NAIA Era Record / Seasons.....401-379 / 26
 USCAA membership.....2012-13 to 2014-15
 USCAA Tournament Appearances.....3
 USCAA Championships / Year.....1 / 2015
 USCAA Era Record / Seasons.....69-23 / 3
 NCAA Division II transition period.....2012-13 to 2014-15
 NCAA Division II membership.....2015-16 to Present
 East Coast Conference.....2013-14 to Present
 East Coast Conference Record / Seasons.....93-29 / 7
 NCAA Tournament Appearances / Years.....1 / 2019
 NCAA Era Record / Seasons.....101-38 / 5

2019-20 AWARDS

Andrew Sischo.....ECC Preseason Player of the Year
 2x USBWA Men's Division II National Player of the Week
 5x ECC Player of the Week
 2x ECC Defensive Player of the Week
 SCB National Hall of Fame Classic All-Tournament Team
 ECC-CACC Challenge MVP
 Bevo Francis Award Top 100 Watch List
 Jeff Redband.....ECC Player of the Week
 Joey Wallace.....2x ECC Defensive Player of the Week
 Ryan Bradley.....ECC Rookie of the Week
 Jay Sarkis.....ECC-CACC Challenge All-Tournament Team
 Breon Harris.....ECC-CACC Challenge All-Tournament Team

ROBERTS WESLEYAN SCOUTING REPORT

- Roberts Wesleyan is led by second-year head coach Mark Saladzius who is guiding the program through the loss of all five starters - each of whom averaged at least 8.0 points per game – from their 2018-19 team that went 16-14 overall and 10-8 in ECC play.
- The Redhawks were picked sixth in the ECC preseason coaches poll, but are still searching for their first conference win of the season. The Redhawks won a non-league game at St. Rose on Dec. 21, but have suffered six-straight losses since then, including five in conference play.
- The Redhawks have been led offensively by junior guard Reggie Clark (17.5 ppg). He has produced 10+ points in 18 of 19 games this season and ranks fifth in scoring and fourth in three-pointers (49) among the ECC leaders.
- Fellow starters Armon Nasser (15.6 ppg, 7.3 rpg) and Amari Lee (13.3 ppg, 3.9 apg) are also producing double-figure scoring. Nasser has scored 20+ points in three of the last five games. Lee is one of three players in all of Division II to record a triple-double this season (17 pts, 13 rebs, 10 asts vs. Bridgeport).
- Additional production is coming from Shane Fanning (9.8 ppg) who ranks second among the ECC leaders in three-point shooting percentage (.472).
- The Redhawks are getting to the free throw line. They lead the ECC in free throws made (16.1) and attempted (20.9) per game, as well as free throw percentage (.768).

SERIES HISTORY VS. ROBERTS WESLEYAN

All-Time Series Daemen 40-12
 At Daemen Daemen 23-2
 At Roberts Wesleyan Daemen 16-9
 At Neutral Site Roberts Wesleyan 1-0

Current Streak Daemen won 18
 Last 5 Games Daemen 5-0

Daemen

Most Points 105, 02/11/03
 Largest Victory 50, 02/11/03

Roberts Wesleyan

Most Points 96, 01/12/16
 Largest Victory 19, 02/15/11

LAST 18 GAMES VS. ROBERTS WESLEYAN

| Date | Site | Result |
|----------|------|---------------|
| 12/07/19 | H | W, 96-70 |
| 02/02/19 | H | W, 83-64 |
| 12/05/18 | A | W, 78-70 |
| 02/28/18 | H | W, 75-69 |
| 02/09/18 | H | W, 77-70 |
| 01/06/08 | A | W, 98-73 |
| 02/25/17 | A | W, 80-71 |
| 01/18/17 | H | W, 88-85 |
| 02/17/16 | H | W, 96-88 |
| 01/12/16 | A | W, 98-96 |
| 02/24/15 | A | W, 59-54 |
| 01/20/15 | H | W, 83-63 |
| 01/28/14 | H | W, 98-82 |
| 11/26/13 | A | W, 77-72 (OT) |
| 12/11/12 | A | W, 73-67 |
| 02/21/12 | H | W, 65-45 |
| 01/31/12 | H | W, 70-62 |
| 01/10/12 | A | W, 65-46 |

CURRENT ROSTER VS. ROBERTS WESLEYAN

| Player | GP | PPG | RPG | Series High Pts |
|-----------|----|------|-----|-------------------------|
| B. Harris | 5 | 10.6 | 3.6 | 18 vs RWC (02/02/19) |
| Holt | 1 | 7.0 | 1.0 | 7 vs RWC (12/07/19) |
| Duah | 2 | 1.0 | 0.5 | 2 @ RWC (01/06/18) |
| Sarkis | 7 | 12.1 | 2.7 | 18 vs RWC (02/28/18) |
| Williams | 1 | 0.0 | 0.0 | - |
| K. Harris | 1 | 4.0 | 3.0 | 4 vs RWC (12/07/19) |
| Hines | 2 | 4.0 | 0.0 | 5 @ RWC (01/06/18) |
| Slack | 1 | 11.0 | 3.0 | 11 vs RWC (12/07/19) |
| Salzberg | 1 | 0.0 | 0.0 | - |
| Sischo | 6 | 22.5 | 9.0 | 32 (2x) (last 02/02/19) |
| Wallace | 1 | 14.0 | 9.0 | 14 vs RWC (12/07/19) |
| Basden | 2 | 0.0 | 0.0 | - |
| Bradley | 1 | 2.0 | 1.0 | 2 vs RWC (12/07/19) |
| Luke | 1 | 4.0 | 3.0 | 4 vs RWC (12/07/19) |
| Redband | 8 | 9.0 | 5.1 | 18 @ RWC (01/06/18) |

DAEMEN - ECC HISTORY

| Season | ECC Record | ECC Finish | Postseason |
|---------|------------|------------|------------|
| 2013-14 | 17-3 | 1st / 11 | N/A |
| 2014-15 | 13-7 | 3rd / 11 | N/A |
| 2015-16 | 14-6 | 2nd / 11 | Finals |
| 2016-17 | 12-6 | T-3rd / 10 | Semifinals |
| 2017-18 | 15-3 | T-2nd / 10 | Semifinals |
| 2018-19 | 16-2 | 1st / 10 | Semifinals |
| 2019-20 | 6-2 | - | - |

Daemen All-Time ECC Record: 93-29 (.762)
[Home: 52-10 (.839) | Away: 41-19 (.683)]

CURRENT ECC TEAMS SINCE 2013-14 SEASON

| Team | Overall Record | ECC Record |
|----------------|----------------|--------------|
| St. Thomas Aq. | 159-53 | 97-25 |
| DAEMEN | 143-55 | 93-29 |
| Bridgeport | 134-65 | 91-31 |
| Molloy | 98-97 | 70-52 |
| Roberts Wes. | 67-118 | 38-84 |
| Dist. Columbia | 66-119 | 46-76 |
| Queens | 60-116 | 51-71 |
| Mercy | 48-132 | 28-94 |
| NY Tech | 46-138 | 35-87 |

ECC 30TH ANNIVERSARY

The East Coast Conference is celebrating 30 years as an NCAA Division II conference throughout the 2019-20 season.

"It is my honor to be Commissioner as the East Coast Conference, and before that the New York Collegiate Athletic Conference, celebrates its 30th year as an NCAA Division II athletic association," said ECC Commissioner, Dr. Robert Dranoff. "This is an athletic conference that can truly boast about success in the classroom, on the playing field, and in the community. We are proud of all the student-athletes, coaches, and administrators who have made their mark in so many ways, contributing to their institutions and to the ECC and NCAA."

The ECC was formed during the 1989-90 season under its former name, the New York Collegiate Athletic Conference. The league started with 10 members competing in nine sports (men's basketball, baseball, softball, men's soccer, men's and women's tennis, men's and women's cross country, and men's golf).

The ECC currently has 10 member institutions in New York, Connecticut, and Washington, D.C. Four charter members, Mercy College, Molloy College, New York Tech, and Queens College, have competed in the conference throughout its 30 years. In all, 20 institutions have called the ECC home since its inception.

Rebranded as the East Coast Conference before the 2006-2007 season, the league has grown to currently offer 19 championship sports, 10 of which have access to automatic bids into the NCAA Championship. The ECC has been home to 23 Division II National Championship teams and one individual National Championship, as well.



2019-20 EAST COAST CONFERENCE PRESEASON POLL

| | PTS. | 2018-19 RECORD |
|---------------------------|------|-----------------|
| 1. DAEMEN (8) | 80 | 24-6, 16-2 ECC |
| 2. St. Thomas Aquinas (1) | 72 | 25-7, 15-3 ECC |
| 3. Bridgeport | 64 | 18-13, 11-7 ECC |
| 4. Molloy | 53 | 21-10, 14-4 ECC |
| 5. Dist. Columbia | 40 | 15-14, 8-10 ECC |
| 6. Roberts Wesleyan | 28 | 16-14, 10-8 ECC |
| T7. New York Tech | 23 | 3-24, 3-15 ECC |
| T7. Queens | 23 | 7-12, 7-11 ECC |
| 9. Mercy | 22 | 8-18, 6-12 ECC |
| () - First Place Votes | | |

2019-20 EAST COAST CONFERENCE STANDINGS

| | CONFERENCE | | OVERALL | | Streak | Last 10 |
|--------------------|------------|-------------|-------------|-------------|------------|------------|
| | W-L | PCT | W-L | PCT | | |
| Bridgeport | 8-0 | 1.000 | 16-2 | .889 | W-12 | 10-0 |
| St. Thomas Aquinas | 7-1 | .875 | 17-3 | .850 | W-1 | 8-2 |
| DAEMEN | 6-2 | .750 | 17-5 | .773 | W-3 | 6-4 |
| Molloy | 5-3 | .625 | 8-10 | .444 | W-1 | 4-6 |
| Dist. Columbia | 3-5 | .375 | 8-12 | .400 | L-3 | 4-6 |
| Queens | 3-5 | .375 | 5-13 | .278 | W-2 | 4-6 |
| Mercy | 2-6 | .250 | 4-14 | .222 | L-2 | 3-7 |
| New York Tech | 2-6 | .250 | 3-16 | .158 | L-1 | 2-8 |
| Roberts Wesleyan | 0-8 | .000 | 3-16 | .158 | L-6 | 1-9 |

ECC STATISTICAL RANKS

| | |
|---------------------------|------------|
| Scoring Offense | 2nd (80.7) |
| Scoring Defense | 2nd (72.4) |
| FG Percentage | 1st (.475) |
| FG Percentage Defense | 3rd (.433) |
| Free Throw Percentage | 3rd (.749) |
| 3pt FG Percentage | 1st (.373) |
| 3pt FG Percentage Defense | 3rd (.335) |
| 3pt FG Made | 1st (9.2) |
| Offensive Rebounds | 6th (10.5) |
| Defensive Rebounds | 4th (27.4) |
| Total Rebounds | 6th (37.9) |
| Rebounding Margin | 3rd (+4.6) |
| Blocked Shots | 4th (3.5) |
| Assists | 5th (13.7) |
| Steals | 5th (6.8) |

DAEMEN VS. CONFERENCES

| | |
|--|-----|
| vs. Central Atlantic Collegiate Conf. | 4-0 |
| vs. East Coast Conf. | 6-2 |
| vs. Mid-America Intercollegiate Athletics Assoc. | 1-1 |
| vs. Mountain East Conf. | 1-0 |
| vs. NCAA Div. II Independent | 1-0 |
| vs. Northeast 10 Conf. | 3-2 |
| vs. Pennsylvania State Athletic Conf. | 1-0 |

WHAT A RIDE

The 2018-19 season was one for the record books at Daemen as the Wildcats captured their second East Coast Conference regular season title, sat atop the regional rankings for much of the campaign, ascended into the top-25 national polls for the first time as an NCAA Division II member and garnered the program's first-ever NCAA Tournament bid. The Wildcats rattled off wins in 11 of their first 12 games, including a 78-72 defeat of previously unbeaten St. Anselm who came into the Jan. 2 contest ranked No. 4 in both Division II national polls. Daemen embarked on a 10-game winning streak beginning in mid-January, a stretch that vaulted them to the top of the regional poll and as high as No. 10 (D2SIDA) and No. 13 (NABC) in the top-25 national polls. It marked the Wildcats' longest winning streak since the 2013-14 season when they won 14 consecutive games. The Wildcats wrapped up the ECC regular season title with a 93-71 defeat of Bridgeport on March 3. They entered the ECC Championship tournament as the No. 1 seed, but were upset by fourth-seeded Bridgeport in game played at UB's Hubbell Gymnasium. Despite the conference tournament loss, Daemen was awarded an at-large bid to the NCAA Tournament, earning the No. 5 seed to the East Region Championship. They made their

NCAA tourney debut March 16, but saw their season come to an end with a 72-67 loss to fourth-seeded New Haven. The team's 24 wins this season were the most since their transition to NCAA Division II.

GREAT ECC-XPECTATIONS

For the first time since joining the East Coast Conference, the league's coaches have predicted a first-place finish for Daemen. The Wildcats sit atop the 2019-20 ECC preseason poll which was released in late October. Daemen amassed 80 total points in the poll, grabbing eight of nine first-place votes. St. Thomas Aquinas College picked up the remaining first-place vote, finishing with 72 points in the poll to sit at No. 2. The University of Bridgeport (64 points) and defending ECC tournament champion Molloy College (53 points) round out the top four teams. Daemen holds a 93-29 all-time record in ECC contests dating back to the 2013-14 season. Only St. Thomas Aquinas (97-25) holds more wins in ECC games during that time frame. The Wildcats have finished third or better in all six seasons since joining the league.



MIKE MACDONALD

HEAD COACH • SIXTH SEASON • ST. BONAVENTURE, '88

The 2019-20 season will mark Mike MacDonald's sixth year as the Head Men's Basketball Coach at Daemen College. All he's done over the last half-decade is lead the Wildcats to the second-most wins among all Division II programs in New York State. Since being introduced as the sixth head coach in the modern history of the program on September 16, 2014, MacDonald has guided the Wildcats to a 105-43 overall record, wins in nearly 75 percent of their conference games (70-24 record) and five top-three finishes in the East Coast Conference standings.

MacDonald holds more than 30 years of collegiate coaching experience, including the last 22 as a head coach. In that time, he's compiled a record of 361-269 (.573 winning percentage) as a head coach, while also graduating 83 of the 86 seniors he has ever coached.

The 2018-19 season was the team's finest since transitioning to the NCAA Division II level. MacDonald led the Wildcats to a 24-6 record and the program's second ECC regular-season title. The Wildcats spent a combined 16 weeks ranked in the National Association of Basketball Coaches (NABC) and Division II Sports Information Directors of America (D2SIDA) top-25 national polls, and earned their first-ever NCAA tournament berth.

MacDonald recorded milestones and received several accolades along the way in 2018-19. His 350th career win came in dramatic fashion on January 18 as junior guard Breon Harris scored five points in the final 21 seconds to lift the Wildcats past Mercy 75-74. His 100th win at Daemen came February 10, placing MacDonald among an elite fraternity of coaches who have achieved at least 100 wins while coaching in each of the NCAA's three divisions. That achievement propelled him to HoopDirt.com Division II Coach of the Week honors, and he went on to be named the ECC Coach of the Year, the NABC District Coach of the Year and the Basketball Coaches Association of New York (BCANY) Division II Coach of the Year.

The Wildcat faithful become familiar with MacDonald's fiery style during the 2014-15 season as the veteran mentor guided Daemen to its fourth straight 20-win season, including a 13-7 mark in the East Coast Conference, good for a third-place finish in the final league standings. The fireworks got started before the season even officially began as MacDonald led the Wildcats to an 83-81 win in overtime over Canisius College in an exhibition game on November 11, 2014 at the Koessler Athletic Center. It was Daemen's first-ever victory against an NCAA Division I opponent.

MacDonald's official Daemen debut came just days later as his Wildcats walloped Concordia College (N.Y.), 88-50, in the opening round of the ECC-CACC Challenge before a raucous home crowd at Lumsden Gymnasium. MacDonald would go on to lead the team to wins in his first nine home games, extending the program's NCAA Division II-best home-court winning streak to 44 consecutive before a buzzer-beating three-pointer in overtime by eventual ECC Player of the Year Darian Hooker lifted N.Y. Institute of Technology past Daemen (85-84) to snap the streak on January 24, 2015.

Despite losing two starters to season-ending injuries, including first-team All-ECC selection Torrence Dyck, MacDonald helped the Wildcats advance to the postseason. With Daemen's teams still ineligible for ECC and/or NCAA Division II postseason, Daemen elected to partake in the United States Collegiate Athletic Association (USCAA) Division I National Championships in Uniontown, Pa., entering the tournament as the No. 1 overall seed. While there, MacDonald guided Daemen to wins over No. 8 Indiana-South Bend (69-63), No. 4 Concordia College (Ala.) (68-63) and No. 3 Rochester College (Mich.) (77-53) to capture the program's first USCAA national title, riding USCAA Division I Player of the Year and National Championships MVP Gerald Beverly to the tourney crown.

At the conclusion of the 2014-15 season, MacDonald was named the BCANY Division II Coach of the Year.

The 2015-16 season marked Daemen's first as a full-fledged NCAA Division II member, and it presented its share of challenges. Starting guards Supreme Hannah and Nick Petrucelli were lost to season-ending injuries, but that didn't stop MacDonald from leading the team to new and unprecedented heights. After opening the season with just three wins in their first eight outings, the Wildcats hit their stride after the calendar turned to January, scoring 15 wins in the final 19 games of the regular season.

A 94-81 win over Mercy on January 9 jump-started what turned out to be a nine-game winning streak. Included in the string was a miraculous 98-96 win over Roberts Wesleyan on January 12. Dyck's driving layup with four seconds remaining gave Daemen the lead after erasing a 22-point deficit over the final six minutes of the contest.

Daemen's 14-6 league record was good for a second-place finish in the final regular season standings, earning them the No. 2 seed and a bye into the semifinal round of the ECC Tournament which would mark the program's first-ever postseason berth at the NCAA Division II level. Taking on sixth-seeded Mercy in the semis, Daemen came through with a 103-102 win in overtime, advancing to the tournament finals. There, the Wildcats' season came to an end against top-seeded St. Thomas Aquinas.

The 2016-17 season saw MacDonald lead the Wildcats to 5-0 start out of the gates, including the veteran coach's 300th career win which came at Edinboro University (90-79) on November 23.

MacDonald's team would rebound from a four-game slide to rattle off 11 wins in 13 outings between mid-December and early-February. Included in the stretch was a 67-64 win over No. 23 St. Thomas Aquinas on January 4 - the Wildcats' first-ever victory against a ranked opponent at the NCAA Division II level. The Wildcats would go on to close the regular season at 18-8 overall and 12-6 in ECC play; the team's 12 league wins placed them fourth in the final ECC regular season standings.

Making their second straight ECC Tournament appearance, MacDonald led the Wildcats to a 73-71 win over fifth-seeded District of Columbia in the opening round. The win pushed the Wildcats' home record to 14-2 on the season, tying the team record for home wins in a season. The 2016-17 campaign came to an end in the semifinal round of the tournament where top-seeded St. Thomas Aquinas emerged victorious.

Before arriving at Daemen, MacDonald spent eight years leading the men's basketball team at Medaille College (2006-14) where he transformed the program into a regional contender at the NCAA Division III level. Inheriting a program that went 4-46 in the two years prior to his arrival, MacDonald's version of the Mavericks averaged 18 wins per season, while advancing to the postseason six times.

THE MACDONALD FILE

Daemen College
Head Coach (2014-Present)

Medaille College
Head Coach (2006-14)

Canisius College
Head Coach (1997-06)

Canisius College
Assistant Coach (1988-97)

MACDONALD YEAR-BY-YEAR

| | |
|-----------------------------|-----------------------|
| 1997-98..... | 13-14, 9-9 MAAC |
| 1998-99..... | 15-12, 11-7 MAAC |
| 1999-00..... | 10-20, 8-10 MAAC |
| 2000-01..... | 20-11, 9-9 MAAC |
| 2001-02..... | 10-20, 5-13 MAAC |
| 2002-03..... | 10-18, 6-12 MAAC |
| 2003-04..... | 10-20, 5-13 MAAC |
| 2004-05..... | 11-18, 8-10 MAAC |
| 2005-06..... | 9-20, 6-12 MAAC |
| 2006-07..... | 11-14, 7-11 AMCC |
| 2007-08..... | 15-13, 9-9 AMCC |
| 2008-09..... | 21-7, 14-4 AMCC |
| 2009-10..... | 24-5, 16-4 AMCC |
| 2010-11..... | 21-8, 15-3 AMCC |
| 2011-12..... | 25-3, 17-1 AMCC |
| 2012-13..... | 18-11, 13-5 AMCC |
| 2013-14..... | 14-12, 13-5 AMCC |
| 2014-15..... | 21-10, 13-7 ECC |
| 2015-16..... | 19-10, 14-6 ECC |
| 2016-17..... | 19-9, 12-6 ECC |
| 2017-18..... | 22-8, 15-3 ECC |
| 2018-19..... | 24-6, 16-2 ECC |
| 2019-20..... | 17-5, 6-2 ECC |
| OVERALL RECORD..... | 379-274 (.580) |
| CANISIUS RECORD..... | 108-153 (.414) |
| MEDAILLE RECORD..... | 149-73 (.671) |
| DAEMEN RECORD..... | 122-48 (.718) |

GAME #23 // DAEMEN VS. ROBERTS WESLEYAN // FEB. 1, 2020 // VOLLER ATHLETIC CENTER

Medaille's emergence as a Division III power in the Northeast was cemented in MacDonald's final five seasons there, as he led the Mavericks to more wins (101) than any other Division III team in New York State, while ranking 17th nationally in wins during the same time frame.

MacDonald was named the Allegheny Mountain Collegiate Conference Coach of the Year on four occasions (2006-07, 2008-09, 2009-10, 2011-12). He left Medaille as the school's all-time leader in wins (149) and winning percentage (.671).

Prior to his stint at Medaille, MacDonald served as the head coach at Canisius College from 1997-2006, guiding the Golden Griffins to 108 wins which ranks him third in program history for coaching victories. While there, he was one of only five coaches in that program's storied history to orchestrate a 20-win season, and was named the 2000-01 BCANY Division I Co-Coach of the Year.

Before being elevated to the head coaching post at Canisius, MacDonald had been the Golden Griffins' top assistant coach under John Beilein, now the head coach of the NBA's Cleveland Cavaliers. In that role, MacDonald helped Canisius reach the 1996 NCAA Tournament in addition to two National Invitational Tournament appearances.

In addition to his coaching accomplishments, MacDonald brings a strong connection to the local community. His teams have been active with a number of community organizations in the greater Buffalo community and beyond, including the Boys and Girls Clubs of Buffalo, Blessed Sacrament Athletic Club and Coaches vs. Cancer. MacDonald and several of his players have also worked with the Drug Enforcement Administration and Mayor Byron Brown's office on the "Game Changers" program which provides academic and athletic opportunities for inner-city youths during the summer months.

A 1988 graduate of Saint Bonaventure University, MacDonald resides in Amherst with his wife Maura (nee Heary). The couple has raised four children - Matthew, Patrick, Nicholas and Mark. Matthew served as team captain during his collegiate career at the University of Pennsylvania and is now a player development assistant with the Brooklyn Nets. Patrick was a Division III All-American while playing at the State University of New York Maritime College, and is now enlisted in the United States Navy. Nicholas is a freshman on the basketball team at Niagara University.



MACDONALD VS. OPPONENTS

(Daemen tenure only)

| | | | | | |
|---------------------------|------|-------------------------------|------|---------------------------|------|
| Bridgeport..... | 5-7 | Lake Erie..... | 1-1 | Rochester (Mich.)..... | 1-0 |
| Caldwell..... | 2-0 | Le Moyne..... | 1-0 | Saint Anselm..... | 1-1 |
| Concordia (Ala.)..... | 1-0 | LIU Post..... | 7-3 | Saint Edward's..... | 1-1 |
| Concordia (N.Y.)..... | 1-0 | Mercy..... | 12-0 | Saint Michael's..... | 3-1 |
| Dallas Baptist..... | 1-0 | Mercyhurst..... | 1-4 | Saint Rose..... | 3-1 |
| District of Columbia..... | 10-2 | Missouri Western State..... | 1-0 | Saint Thomas (Fla.)..... | 1-0 |
| Dominican (N.Y.)..... | 3-0 | Molloy..... | 8-3 | Saint Thomas Aquinas..... | 3-11 |
| Dowling..... | 4-0 | Nyack..... | 3-0 | Salem (W.Va.)..... | 2-0 |
| Edinboro..... | 3-0 | New Haven..... | 0-1 | Slippery Rock..... | 2-2 |
| Felician..... | 3-0 | New York Tech..... | 9-2 | Stonehill..... | 0-1 |
| Holy Family..... | 0-2 | Northwest Missouri State..... | 0-1 | U. Sciences..... | 1-0 |
| Indianapolis..... | 0-1 | Post..... | 1-0 | Washington Adventist..... | 1-0 |
| Indiana-South Bend..... | 1-0 | Queens (N.Y.)..... | 9-2 | West Liberty..... | 1-0 |
| | | Roberts Wesleyan..... | 12-0 | Wilmington (Del.)..... | 3-0 |

MACDONALD VS. CONFERENCES

(Daemen tenure only)

| | |
|---|-------|
| Central Atlantic Collegiate Conference..... | 16-2 |
| Chicagoland Collegiate Athletic Conference..... | 1-0 |
| East Coast Conference..... | 76-26 |
| Great Lakes Valley Conference..... | 0-1 |
| Great Midwest Athletic Conference..... | 1-1 |
| Lone Star Conference..... | 2-1 |
| Mid-America Intercollegiate Athletic Assoc..... | 1-1 |
| Mountain East Conference..... | 1-0 |
| Northeast-10 Conference..... | 8-5 |
| Pennsylvania State Athletic Conference..... | 6-6 |
| The Sun Conference..... | 1-0 |

MACDONALD VS. DIV. II REGIONS

(Daemen tenure only)

| | |
|---------------------------|--------|
| Atlantic Region..... | 9-6 |
| Central Region..... | 1-1 |
| East Region..... | 100-32 |
| Midwest Region..... | 1-2 |
| South Central Region..... | 2-1 |

MACDONALD VS. NON-DIV. II OPP.

(Daemen tenure only)

| | |
|------------|-----|
| NAIA..... | 4-0 |
| USCAA..... | 4-0 |

MACDONALD IN POSTSEASON

(Daemen tenure only)

| | |
|-----------------------|-----|
| Overall..... | 6-4 |
| USCAA Tournament..... | 3-0 |
| NCAA Tournament..... | 0-1 |
| ECC Tournament..... | 3-4 |

MACDONALD GAME SPLITS

(Daemen tenure only)

| | |
|--------------|-------|
| Home..... | 72-14 |
| Away..... | 42-28 |
| Neutral..... | 8-6 |

TWO-TIME EAST COAST CONFERENCE REGULAR SEASON CHAMPIONS // 2019 NCAA TOURNAMENT

GAME #23 // DAEMEN VS. ROBERTS WESLEYAN // FEB. 1, 2020 // VOLLER ATHLETIC CENTER

WILDCATS BY THE NUMBERS

| DOUBLE DIGIT SCORING | 19-20 | ECC | CAREER* |
|----------------------|-------|-----|---------|
| BASDEN | - | - | 1 |
| BOOK | - | - | 2 |
| B. HARRIS | 13 | 5 | 46 |
| K. HARRIS | 5 | - | 5 |
| REDBAND | 15 | 6 | 69 |
| SALZBERG | 1 | 1 | 1 |
| SARKIS | 8 | 4 | 47 |
| SISCHO | 21 | 7 | 73 |
| SLACK | 4 | 2 | 4 |
| WALLACE | 10 | 5 | 10 |

| 20+ POINT GAMES | 19-20 | ECC | CAREER* |
|-----------------|-------|-----|---------|
| B. HARRIS | 3 | 1 | 9 |
| REDBAND | 4 | 1 | 11 |
| SARKIS | 1 | 1 | 6 |
| SISCHO | 17 | 6 | 38 |
| WALLACE | 1 | 1 | 1 |

| 10+ REB GAMES | 19-20 | ECC | CAREER* |
|---------------|-------|-----|---------|
| B. HARRIS | 1 | - | 1 |
| LUKE | 1 | 1 | 1 |
| REDBAND | - | - | 2 |
| SISCHO | 15 | 5 | 40 |
| WALLACE | 1 | 1 | 1 |

| 5+ ASSIST GAMES | 19-20 | ECC | CAREER* |
|-----------------|-------|-----|---------|
| B. HARRIS | 3 | 1 | 8 |
| K. HARRIS | 1 | - | 1 |
| REDBAND | - | - | 3 |
| SARKIS | 4 | - | 23 |
| SISCHO | 1 | - | 1 |
| WALLACE | 6 | 4 | 6 |

| 10+ ASSIST GAMES | 19-20 | ECC | CAREER* |
|------------------|-------|-----|---------|
| SARKIS | - | - | 1 |

| 5+ BLOCK GAMES | 19-20 | ECC | CAREER* |
|----------------|-------|-----|---------|
| SISCHO | 1 | - | 1 |

| 5+ STEAL GAMES | 19-20 | ECC | CAREER* |
|----------------|-------|-----|---------|
| B. HARRIS | 1 | 1 | 6 |

| DOUBLE-DOUBLES | 19-20 | ECC | CAREER* |
|----------------|-------|-----|---------|
| B. HARRIS | 1 | - | 1 |
| REDBAND | - | - | 1 |
| SISCHO | 15 | 5 | 40 |

| GAMES STARTED | 19-20 | CAREER | CONSEC. |
|---------------|-------|--------|---------|
| B. HARRIS | 16 | 63 | 9 |
| K. HARRIS | 9 | 9 | - |
| LUKE | 2 | 2 | - |
| REDBAND | 22 | 107 | 24 |
| SARKIS | 20 | 96 | 15 |
| SISCHO | 20 | 64 | 3 |
| SLACK | 1 | 1 | - |
| WALLACE | 20 | 20 | 7 |

* INCLUDES GAMES PLAYED FOR DAEMEN ONLY

BECOMING THE NORM

Daemen's 108-63 win over LIU Post last Feb. 15 was their 20th of the 2018-19 season. It marked Daemen's sixth 20-win campaign in the last eight seasons. Daemen has not won less than 19 games in a season since the 2010-11 campaign. Finishing the year at 24-6, it marked the program's most in a season since going 27-6 during the 2012-13 campaign, a year before the Wildcats began play as members of the East Coast Conference.

GOING STREAKING

Daemen has embarked on four winning streaks of at least nine games since the start of the 2018-19 season. Most recently, the Wildcats put together an 11-game winning streak, covering games played Nov. 2 through Dec. 13. The streak came to an end Dec. 15 following a seven-point loss to arch-nemesis St. Thomas Aquinas. The recent streak ranks as the longest of Daemen's NCAA Division II era (2015-present), and it also ranked as the longest streak in Division II and the second-longest across all NCAA divisions at the time it was broken.

NATIONAL SPOTLIGHT

For the first time as a member of NCAA Division II, Daemen opened the season as a nationally-ranked team. The Wildcats were ranked in both preseason national polls for Division II (NABC poll No. 22; D2SIDA poll No. 18), and have since risen as high as No. 8 in the NABC and D2SIDA polls, marking their highest ascent in both. Daemen had been ranked in 14 successive NABC polls, and 15 out of the 16 D2SIDA polls dating back to last January, before falling out of the national rankings in early January of 2020. The Wildcats are also ranked No. 4 in the D2SIDA East Region media poll this week.

DEFENDING THE DEN

Daemen is 11-1 at home this season – their eighth season with double-figure home wins in the last nine. The home court success includes a 15-1 mark in 2018-19 that established a new benchmark for home-court wins in a single season. The Wildcats have won 34 of their last 37 home games dating back to the 2017-18 season. They recently had a 17-game home winning streak - their longest since winning 44 straight from 2011-15. The recent streak was the fifth-longest home winning streak in Division II when it was snapped Jan. 12 vs. Bridgeport. Daemen is also unbeaten in 16 straight non-conference home games. Since joining the ECC (2013-14 season), Daemen is 52-10 in home conference games (.839 winning percentage). Since the start of the 2011-12 season, Daemen is 108-15 at home (.878 winning percentage). Of those 15 losses, seven have been decided by three points or fewer, including three by just a single point.

TEAM STATISTICS

| | ALL GAMES | HOME | AWAY | NEUTRAL | NON-CONFERENCE | CONFERENCE |
|----------------|-----------|---------|---------|---------|----------------|------------|
| RECORD | 17-5 | 11-1 | 5-3 | 1-1 | 11-3 | 6-2 |
| SCORING | 1776 | 1009 | 634 | 133 | 1120 | 656 |
| POINTS/GAME | 80.7 | 84.1 | 79.3 | 66.5 | 80.0 | 82.0 |
| SCORING MARGIN | +8.3 | +12.8 | +5.6 | -8.0 | +4.9 | +14.4 |
| FG-ATT | 635-1338 | 361-754 | 230-489 | 44-95 | 405-840 | 230-498 |
| FG % | .475 | .479 | .470 | .463 | .482 | .462 |
| 3-PT FG-ATT | 202-541 | 112-304 | 73-191 | 17-46 | 130-356 | 72-185 |
| 3-PT % | .373 | .368 | .382 | .370 | .365 | .389 |
| 3-PT MADE/GAME | 9.2 | 9.3 | 9.1 | 8.5 | 9.3 | 9.0 |
| FT-ATT | 304-406 | 175-227 | 101-142 | 28-37 | 180-250 | 124-156 |
| FT % | .749 | .771 | .711 | .757 | .720 | .795 |
| REBOUNDS | 833 | 489 | 285 | 59 | 512 | 321 |
| REB/GAME | 37.9 | 40.8 | 35.6 | 29.5 | 36.6 | 40.1 |
| REB MARGIN | +4.6 | +7.2 | +1.3 | +2.5 | +4.3 | +5.1 |
| ASSISTS | 301 | 177 | 101 | 23 | 199 | 102 |
| ASSISTS/GAME | 13.7 | 14.8 | 12.6 | 11.5 | 14.2 | 12.8 |
| TURNOVERS | 337 | 186 | 112 | 39 | 230 | 107 |
| TO/GAME | 15.3 | 15.5 | 14.0 | 19.5 | 16.4 | 13.4 |
| TO MARGIN | 0.0 | 0.0 | +1.6 | -6.5 | -0.5 | +0.9 |
| AST/TO RATIO | 0.9 | 1.0 | 0.9 | 0.6 | 0.9 | 1.0 |
| STEALS | 149 | 79 | 62 | 8 | 99 | 50 |
| STL/GAME | 6.8 | 6.6 | 7.8 | 4.0 | 7.1 | 6.3 |
| BLOCKS | 76 | 48 | 26 | 2 | 50 | 26 |
| BLK/GAME | 3.5 | 4.0 | 3.3 | 1.0 | 3.6 | 3.3 |

TUNE UPS

In preparation for the 2019-20 regular season, Daemen played a trio of exhibition contests, including two against highly-touted Division I programs Buffalo and Syracuse. Despite having just seven days of practice under their belt, Daemen opened the brief exhibition season with a 111-73 loss against a Buffalo team that spent the majority of the 2018-19 season ranked among the top-25 teams in the country, finishing the year with a 32-4 overall record and a trip to the second round of the NCAA tournament. Less than 48 hours later the Wildcats made their first-ever appearance at the iconic Carrier Dome on the campus of SU, falling to the Orange and legendary head coach Jim Boeheim 90-71. It left as a decent a feeling as one can have following a 19-point defeat at the Wildcats played SU even (43-43) over the final 20 minutes. The exhibition slate wrapped up on Oct. 29 with Daemen blasting Mohawk (116-54) out of the Ontario Colleges Athletic Association. Andrew Sischo led the Wildcats by averaging 18.3 points and 10.3 rebounds over the three contests. He put up 28 points and 12 rebounds against Buffalo, numbers that no player has achieved against the Bulls in the last three seasons, and followed up with another double-double (15 points, 12 rebounds) at Syracuse. Breon Harris netted a team-high 23 points at the Carrier Dome, and finished the exhibition slate averaging 10.7 points per game. Newcomer Joey Wallace also made his presence felt, averaging 10.0 points, 4.0 rebounds and 3.3 assists per game.

NATIONAL HALL OF FAME CLASSIC

Daemen opened the 2019-20 season in

prestigious fashion as they were selected to take part in the Small College Basketball National Hall of Fame Classic held at the St. Joseph (Mo.) Civic Arena. In a battle of nationally-ranked teams, Daemen fell 85-65 in their season opener against No. 1 Northwest Missouri State. The Bearcats, who have won two of the last three national titles, extended their winning streak to 39 games, despite being outscored (55-54) over the middle 30 minutes of the contest. Daemen's Andrew Sischo impressed against the highly-touted Bearcats as he recorded the 26th double-double of his career, finishing with 24 points and 15 rebounds. The Wildcats regrouped for a come-from-behind win the following night against Missouri Western State, the quasi-tournament host playing less than 10 miles from their campus. A game-closing 15-6 run over the final 5:29 lifted the Wildcats past the Griffons. Newcomer Kyle Harris netted the go-ahead bucket at the 1:41 mark, part of his 11-point outing off the bench.

ECC-CACC CHALLENGE DOMINANCE

Daemen continued its winning ways at the ECC-CACC Challenge, earning home victories over Felician (95-80) on Nov. 8, and Nyack (80-74) on Nov. 9. Both games featured come-from-behind efforts. The Wildcats erased a 17-point first-half deficit in the win over Felician. After trailing by 11 at halftime, Daemen erupted for 56 second-half points, outscoring the Golden Falcons by 26 in the period. Andrew Sischo (31 points, 19 rebounds) scored 22 second-half points to lead the surge. Sischo was at it again vs. Nyack, finishing with 34 points and 17 boards en route to tournament MVP honors. He was joined on the all-tournament team by senior guards Jay Sarkis and Breon Harris.

HURST CURSE DASHED

Daemen exorcised some demons with a 67-65 defeat of Mercyhurst on Nov. 14. It marked the Wildcats' first win over Lakers since 2013, and just their second in the series overall. Andrew Sischo produced a double-double (22 points, 11 rebounds) and Joey Wallace put up 18 points, five boards, three assists and two steals to lead the way. The Wildcats and Lakers have met in seven successive seasons with five of those contests being decided by six points or less.

TOPPLING THE TOPPERS

Daemen posted a wire-to-wire 98-83 win over nationally-ranked West Liberty on Nov. 16. The Hilltoppers came into the game ranked in the top-five of both national polls for Division II (No. 4 NABC; No. 3 D2SIDA), and have routinely been among the nation's highest scoring teams, including in 2018-19 when they ranked first in scoring (100.9 ppg). The Hilltoppers came in averaging 130.5 points per game following two lopsided wins over Mansfield and Shaw, but Daemen was the aggressor from the get-go and built an 18-point advantage late in the first half. West Liberty would cut the deficit to seven points several times in the second half, but Daemen charged back and eventually cruised to the 15-point win. Andrew Sischo was dominant inside (29 points on 12-of-13 shooting, 18 rebounds), and the Wildcats got additional scoring from Joey Wallace (19 points), Breon Harris (17), Kyle Harris (11) and Jeff Redband (10).

SCORING BREAKDOWN (DAEMEN/OPPONENT)

| GAME | PTS IN PAINT | PTS OFF TOs | 2ND CH. PTS | 1ST HALF | 2ND HALF | OT | FT | FB | STARTERS | BENCH |
|----------------------|--------------|-------------|-------------|----------|----------|----|-------|-------|----------|-------|
| vs. NW Missouri St. | 24/34 | 0/25 | 12/4 | 27/39 | 38/46 | - | 16/14 | 0/8 | 49/74 | 16/11 |
| vs. Missouri Western | 22/32 | 18/23 | 9/13 | 32/34 | 36/30 | - | 12/14 | 16/26 | 52/42 | 16/22 |
| FELICIAN | 50/36 | 14/15 | 6/11 | 39/50 | 56/30 | - | 12/13 | 24/32 | 76/62 | 19/18 |
| NYACK | 30/32 | 9/16 | 8/11 | 39/38 | 41/36 | - | 15/13 | 12/24 | 75/29 | 5/35 |
| MERCYHURST | 28/24 | 16/12 | 14/8 | 29/32 | 38/33 | - | 16/11 | 8/2 | 54/43 | 13/22 |
| WEST LIBERTY | 40/40 | 28/19 | 18/16 | 57/45 | 41/38 | - | 14/13 | 24/20 | 86/62 | 12/21 |
| LE MOYNE | 44/14 | 18/15 | 11/8 | 43/40 | 46/39 | - | 11/11 | 10/8 | 67/57 | 22/22 |
| WILMINGTON | 34/26 | 19/16 | 13/9 | 37/40 | 46/41 | - | 19/2 | 12/12 | 71/67 | 12/14 |
| at U. Sciences | 34/22 | 24/5 | 22/4 | 36/30 | 47/27 | - | 7/13 | 22/6 | 61/15 | 22/42 |
| SALEM | 46/30 | 30/7 | 17/7 | 41/24 | 48/35 | - | 3/2 | 5/14 | 70/44 | 19/15 |
| ROBERTS WESLEYAN | 38/26 | 20/14 | 14/6 | 46/34 | 50/36 | - | 20/15 | 20/14 | 69/54 | 27/16 |
| at Mercy | 50/28 | 11/11 | 17/8 | 45/25 | 58/34 | - | 9/15 | 12/8 | 51/44 | 52/15 |
| at St. Thomas Aq. | 0/2 | 25/18 | 8/13 | 37/40 | 43/47 | - | 17/25 | 0/0 | 58/75 | 22/12 |
| at St. Rose | 42/50 | 27/29 | 7/19 | 44/41 | 52/47 | - | 20/21 | 20/14 | 83/63 | 13/25 |
| at St. Anselm | 28/32 | 6/22 | 5/12 | 32/51 | 27/36 | - | 11/12 | 8/10 | 52/78 | 7/9 |
| at St. Michael's | 34/40 | 22/12 | 7/7 | 31/25 | 41/43 | - | 13/6 | 6/12 | 70/65 | 2/3 |
| at Stonehill | 26/34 | 17/19 | 10/6 | 31/33 | 45/49 | - | 11/12 | 6/8 | 72/69 | 4/13 |
| QUEENS | 26/30 | 8/13 | 6/5 | 40/18 | 25/39 | - | 8/5 | 6/10 | 50/39 | 15/18 |
| BRIDGEPORT | 30/36 | 6/10 | 13/15 | 28/33 | 36/34 | - | 12/8 | 12/8 | 36/57 | 28/10 |
| at Dist. Columbia | 26/24 | 21/18 | 19/6 | 28/29 | 37/32 | - | 13/5 | 10/10 | 65/51 | 0/10 |
| MOLLOY | 22/34 | 16/9 | 13/8 | 44/34 | 47/49 | - | 30/4 | 6/10 | 88/70 | 3/13 |
| NEW YORK TECH | 36/32 | 29/9 | 6/7 | 39/19 | 53/38 | - | 15/5 | 24/4 | 81/32 | 11/25 |
| at Roberts Wesleyan | - | - | - | - | - | - | - | - | - | - |
| at Bridgeport | - | - | - | - | - | - | - | - | - | - |
| at Queens | - | - | - | - | - | - | - | - | - | - |
| ST. THOMAS AQUINAS | - | - | - | - | - | - | - | - | - | - |
| MERCY | - | - | - | - | - | - | - | - | - | - |
| DIST. COLUMBIA | - | - | - | - | - | - | - | - | - | - |
| at Molloy | - | - | - | - | - | - | - | - | - | - |
| at New York Tech | - | - | - | - | - | - | - | - | - | - |

DOWNTOWN DEBUT

Daemen's first-ever game at KeyBank Center in downtown Buffalo was a successful one on Nov. 23 as the Wildcats rallied for an 83-81 win over upset-minded Wilmington. After opening up an early nine-point lead, the tables turned and Daemen trailed by as many as seven points in the second half.

Wilmington led for more than 22 minutes in the game, but a deep three-pointer by Breon Harris with 32 seconds remaining put Daemen ahead. Harris came up with a steal on Wilmington's final possession to help seal the deal. He finished with a season-high 21 points, and Andrew Sischo tossed in 24 points and eight rebounds as well. Joey Wallace keyed the comeback by shooting 10-for-11 from the free throw line in the second half. The game was played as a part of a doubleheader with Big 4 rivals Canisius and St. Bonaventure taking the floor afterwards. It marked the first doubleheader at Buffalo's largest indoor sporting venue involving local teams since 2015. The 19,000-seat arena has been the site of the NCAA Division I men's basketball tournament six times since its opening in 1996.

YOU CAN COME HOME AGAIN

Daemen's game at KeyBank Center was a return 14 years in the making for Daemen head coach Mike MacDonald. The longtime bench boss coached in more than 40 games at the downtown arena from 1996-2005 while working at Canisius (including stints as an assistant and head coach). It marked his first game coached in the building since a 79-59

loss to Rider in the 2005 Metro Atlantic Athletic Conference Tournament (Mar. 5, 2005). MacDonald is the all-time leader for coaching wins at KeyBank Center. The Daemen win there over Wilmington extended his career record to 18-11 in the building, and was his first victory there since a 62-60 triumph over Marist on March 4, 2005.

COMEBACK KIDS

Daemen is quickly developing a reputation as a team that won't be buried. Seven of their wins this season have featured second-half comebacks. Here is a summary of deficits overcome this season:

vs. Missouri Western: 10 points (1st half); 5 points (under 7 minutes to play)

vs. Felician: 17 points (1st half); 11 points (halftime)

vs. Nyack: 3 points (under 3 minutes to play)

vs. Mercyhurst: 8 points (under 10 minutes to play)

vs. Le Moyne: 9 points (under 6 minutes to play)

vs. Wilmington: 7 points (under 8 minutes to play)

at Dist. Columbia: 11 points (under 8 minutes to play)

INDIVIDUAL STATISTICAL RANKS

| PLAYER | STAT | ECC | NCAA II |
|------------------------------|------|------|---------|
| POINTS PER GAME | | | |
| Andrew Sischo | 25.0 | 1st | 6th |
| Jeff Redband | 12.9 | 18th | - |
| Breon Harris | 12.4 | 20th | - |
| Joey Wallace | 11.0 | 22nd | - |
| REBOUNDS PER GAME | | | |
| Andrew Sischo | 11.9 | 2nd | 2nd |
| Joey Wallace | 5.5 | 16th | - |
| ASSISTS PER GAME | | | |
| Joey Wallace | 2.9 | 12th | - |
| Jay Sarkis | 2.8 | 13th | - |
| Breon Harris | 2.6 | 14th | - |
| BLOCKS PER GAME | | | |
| Andrew Sischo | 1.2 | 6th | 107th |
| Jeff Redband | 1.0 | 7th | 141st |
| STEALS PER GAME | | | |
| Breon Harris | 2.2 | 2nd | 28th |
| FIELD GOAL % | | | |
| Andrew Sischo | 62.8 | 1st | 13th |
| Jeff Redband | 43.8 | 19th | - |
| FIELD GOALS MADE | | | |
| Andrew Sischo | 199 | 1st | 2nd |
| Jeff Redband | 85 | 18th | - |
| Breon Harris | 81 | 20th | - |
| 3-POINT FG % | | | |
| Jeff Redband | 43.8 | 4th | 26th |
| Breon Harris | 36.6 | 11th | - |
| Jay Sarkis | 35.4 | 14th | - |
| 3-POINT FG MADE | | | |
| Jeff Redband | 67 | 1st | 13th |
| Breon Harris | 30 | 12th | - |
| Jay Sarkis | 29 | 13th | - |
| FREE THROW % | | | |
| Jeff Redband | 93.9 | 1st | - |
| Joey Wallace | 76.9 | 8th | 233rd |
| Andrew Sischo | 72.4 | 14th | - |
| FREE THROWS MADE | | | |
| Andrew Sischo | 118 | 1st | 10th |
| Joey Wallace | 60 | 8th | 22nd |
| Jeff Redband | 46 | 13th | - |
| ASSIST/TURNOVER RATIO | | | |
| Jay Sarkis | 1.2 | 18th | - |
| MINUTES | | | |
| Andrew Sischo | 704 | 1st | 46th |
| Jeff Redband | 700 | 2nd | 48th |
| Jay Sarkis | 651 | 5th | 121st |
| Joey Wallace | 614 | 11th | - |
| MINUTES PER GAME | | | |
| Andrew Sischo | 33.5 | 5th | - |
| Jay Sarkis | 32.6 | 9th | - |
| Jeff Redband | 31.8 | 12th | - |
| Joey Wallace | 29.2 | 18th | - |

GAME-BY-GAME STARTERS

| Game | 1 | 2 | 3 | 4 | 5 |
|-------------------|----------|----------|----------|---------|--------|
| vs. NW Mo. St. | Sarkis | B.Harris | Wallace | Redband | Sischo |
| vs. Mo. Western | Sarkis | Slack | Wallace | Redband | Sischo |
| FELICIAN | Sarkis | B.Harris | Wallace | Redband | Sischo |
| NYACK | Sarkis | B.Harris | Wallace | Redband | Sischo |
| MERCYHURST | Sarkis | B.Harris | Wallace | Redband | Sischo |
| WEST LIBERTY | B.Harris | K.Harris | Wallace | Redband | Sischo |
| LE MOYNE | B.Harris | K.Harris | Wallace | Redband | Sischo |
| WILMINGTON | Sarkis | B.Harris | Wallace | Redband | Sischo |
| at U. Sciences | Sarkis | K.Harris | Wallace | Redband | Sischo |
| SALEM | Sarkis | K.Harris | Wallace | Redband | Sischo |
| ROBERTS WES. | Sarkis | K.Harris | Wallace | Redband | Sischo |
| at Mercy | Sarkis | K.Harris | Wallace | Redband | Sischo |
| at St. Thomas Aq. | Sarkis | K.Harris | Wallace | Redband | Sischo |
| at St. Rose | Sarkis | B.Harris | K.Harris | Redband | Sischo |
| at St. Anselm | Sarkis | B.Harris | K.Harris | Redband | Sischo |
| at St. Michael's | Sarkis | B.Harris | Wallace | Redband | Sischo |
| at Stonehill | Sarkis | B.Harris | Wallace | Redband | Sischo |
| QUEENS | Sarkis | B.Harris | Wallace | Redband | Luke |
| BRIDGEPORT | Sarkis | B.Harris | Wallace | Redband | Luke |
| at Dist. Columbia | Sarkis | B.Harris | Wallace | Redband | Sischo |
| MOLLOY | Sarkis | B.Harris | Wallace | Redband | Sischo |
| NEW YORK TECH | Sarkis | B.Harris | Wallace | Redband | Sischo |
| at Roberts Wes. | - | - | - | - | - |
| at Bridgeport | - | - | - | - | - |
| at Queens | - | - | - | - | - |
| ST. THOMAS AQ. | - | - | - | - | - |
| MERCY | - | - | - | - | - |
| DIST. COLUMBIA | - | - | - | - | - |
| at Molloy | - | - | - | - | - |
| at New York Tech | - | - | - | - | - |

DAEMEN'S RECORD WHEN...

AT HOME 11-1
TRUE ROAD GAME 5-3
NEUTRAL SITE GAME 1-1

IN NOVEMBER 8-1
IN DECEMBER 4-1
IN JANUARY 5-3
IN FEBRUARY 0-0
IN MARCH 0-0

LEAD AT HALFTIME 12-0
TIED AT HALFTIME 0-0
TRAIL AT HALFTIME 5-5

SCORE LESS THAN 60 PTS 0-1
SCORE 60-69 PTS 4-2
SCORE 70-79 PTS 1-1
SCORE 80-89 PTS 5-1
SCORE 90-99 PTS 6-0
SCORE 100+ PTS 1-0

ALLOW LESS THAN 60 PTS 5-0
ALLOW 60-69 PTS 4-1
ALLOW 70-79 PTS 3-0
ALLOW 80-89 PTS 5-4
ALLOW 90-99 PTS 0-0
ALLOW 100+ PTS 0-0

+ REBOUND MARGIN 14-3
- REBOUND MARGIN 3-2
REBOUNDS ARE TIED 0-0

SHOOT 50% OR BETTER 7-1
SHOOT UNDER 50% 9-4

OPPONENT SHOOTS 50% + 3-2
OPPONENT SHOOTS > 50% 14-3

ON MONDAYS 0-0
ON TUESDAYS 1-0
ON WEDNESDAYS 1-1
ON THURSDAYS 3-0
ON FRIDAYS 4-1
ON SATURDAYS 6-1
ON SUNDAYS 2-2

MISCELLANEOUS STATS

STARTING LINEUPS

| W/L | G | G | G/F | F | C |
|-----|----------|----------|----------|---------|--------|
| 8-2 | Sarkis | B.Harris | Wallace | Redband | Sischo |
| 4-1 | Sarkis | K.Harris | Wallace | Redband | Sischo |
| 2-0 | B.Harris | K.Harris | Wallace | Redband | Sischo |
| 1-0 | Sarkis | Slack | Wallace | Redband | Sischo |
| 1-1 | Sarkis | B.Harris | K.Harris | Redband | Sischo |
| 1-1 | Sarkis | B.Harris | Wallace | Redband | Luke |

WIN/LOSS MARGIN

| | 1 | 2 | 3 | 4 | 5 | 6 | 7 | 8 | 9 | 10 | 11-15 | 16-20 | 20-29 | 30+ |
|--------|---|---|---|---|---|---|---|---|---|----|-------|-------|-------|-----|
| Wins | | 2 | | 3 | | 1 | | 3 | | 1 | 2 | | 2 | 3 |
| Losses | | | 1 | | | 1 | 1 | | | | | 1 | 1 | |

LEADS & DEFICITS

Daemen's Biggest Halftime Lead 22 vs. Queens (01/10/20)
Daemen's Biggest Halftime Lead Lost N/A
Daemen's Biggest Halftime Deficit 19 @ St. Anselm (01/01/20)
Daemen Biggest Halftime Deficit Overcome 11 vs. Felician (11/8/19)
Daemen's Biggest Margin Of Victory 44 @ Mercy (12/13/19)
Daemen's Biggest Margin Of Defeat 28 @ St. Anselm (01/01/20)

DOUBLE-FIGURE SCORING

Andrew Sischo 21
Jeff Redband 15
Breon Harris 13
Joey Wallace 10
Jay Sarkis 8
Kyle Harris 5
Keith Slack 4
Ryan Salzberg 1

DOUBLE-FIGURE REBOUNDING

Andrew Sischo 15
Breon Harris 1
Joey Wallace 1
Chris Luke 1

DOUBLE-DOUBLES

Andrew Sischo 15
Breon Harris 1

20-POINT SCORERS

Andrew Sischo 17
Jeff Redband 4
Breon Harris 3
Joey Wallace 1
Jay Sarkis 1

30-POINT SCORERS

Andrew Sischo 5

IN THE POLLS

| D2SIDA NATIONAL POLL | | NABC NATIONAL POLL | | D2SIDA REGIONAL POLL | | NCAA REGIONAL RANKINGS |
|----------------------|----|--------------------|----|----------------------|-----|------------------------|
| Preseason | 18 | Preseason | 22 | Preseason | T-1 | |
| Nov. 19 | 10 | Nov. 19 | 17 | Nov. 18 | 1 | |
| Nov. 26 | 8 | Nov. 26 | 13 | Nov. 25 | 1 | |
| Dec. 3 | 8 | Dec. 3 | 11 | Dec. 2 | 1 | |
| Dec. 10 | 8 | Dec. 10 | 8 | Dec. 9 | 1 | |
| Dec. 17 | 15 | Dec. 17 | 19 | Dec. 16 | 2 | |
| Jan. 7 | - | Dec. 31 | 16 | Jan. 6 | 5 | |
| Jan. 14 | - | Jan. 7 | RV | Jan. 13 | 7 | |
| Jan. 21 | - | Jan. 14 | - | Jan. 20 | 4 | |
| Jan. 28 | - | Jan. 21 | - | Jan. 27 | T-4 | |
| - | - | Jan. 28 | - | - | - | |
| - | - | - | - | - | - | |
| - | - | - | - | - | - | |
| - | - | - | - | - | - | |
| - | - | - | - | - | - | |
| - | - | - | - | - | - | |

THE LAST TIME

THE LAST TIME A DAEMEN PLAYER...

| | |
|--|--|
| Scored 20-29 points..... | Jeff Redband (26), Andrew Sischo (22), Jay Sarkis (20) vs. Molloy, 01/24/20 |
| Scored 30-39 points..... | Andrew Sischo (34) at St. Rose, 12/19/19 |
| Scored 40-49 points..... | Gerald Beverly (40) vs. Concordia (Ala.), 03/05/14 |
| Made 10 field goals..... | Andrew Sischo (12-16) vs. Bridgeport, 01/12/20 |
| Made 10 free throws..... | Andrew Sischo (11-14) vs. Molloy, 01/24/20 |
| Made 5-9 three-pointers..... | Jeff Redband (5-8) vs. New York Tech, 01/26/20 |
| Made 10 three-pointers..... | David Skolen (12-18) vs. Waynesburg, 11/15/89 |
| Had 10-14 rebounds..... | Andrew Sischo (11) vs. Molloy, 01/24/20 |
| Had 15-19 rebounds..... | Andrew Sischo (18) vs. West Liberty, 11/16/19 |
| Had 20 rebounds..... | Andrew Sischo (20) at U. Sciences, 11/30/19 |
| Had 10 assists..... | Darius Garvin (10) at St. Thomas Aquinas, 02/02/18 |
| Had 5 blocks..... | Andrew Sischo (5) vs. Felician, 11/08/19 |
| Had 5 steals..... | Breon Harris (5) vs. New York Tech, 01/26/20 |
| Had a double-double..... | Andrew Sischo (22 pts, 11 rebs) vs. Molloy, 01/24/20 |
| Had 20 points and 20 rebounds..... | Andrew Sischo (36 pts, 23 rebs) vs. Molloy, 02/16/18 |
| Had consecutive double-doubles..... | Andrew Sischo (3), 01/12/20 - 01/24/20 |
| Scored go-ahead points in final 15 seconds of win..... | Deion Hamilton (FG with 14 seconds remaining) vs. St. Thomas Aquinas, 01/25/19 |

THE LAST TIME A DAEMEN TEAM...

| | |
|---|---|
| Allowed 50 points or fewer..... | vs. Dominican (W, 60-49), 11/12/16 |
| Won by 20-29 points..... | vs. Roberts Wesleyan (W, 96-70), 12/07/19 |
| Won by 30+ points..... | vs. New York Tech (W, 92-57), 01/26/20 |
| Scored 90-99 points..... | vs. New York Tech (W, 92-57), 01/26/20 |
| Scored 100+ points..... | at Mercy (W, 103-59), 12/13/19 |
| Had 50 rebounds..... | at Mercy (51), 12/13/19 |
| Shot 50% or better from the field..... | vs. New York Tech (33-65, 50.8%), 01/26/20 |
| Shot 60% or better from the field..... | at St. Rose (34-56, 60.7%), 12/19/19 |
| Shot 50% or better from three-point range (min. 10 attempts)..... | vs. New York Tech (11-22, 50%), 01/26/20 |
| Shot 60% or better from three-point range (min. 10 attempts)..... | vs. NYIT (10-16, 62.5%), 01/14/18 |
| Shot 90% or better from free throw line (min. 10 attempts)..... | vs. New York Tech (15-16, 93.8%), 01/26/20 |
| Finished without a three-point field goal..... | vs. Queens (0-12), 11/09/12 |
| Made 10-14 three-pointers..... | vs. New York Tech (11-22), 01/26/20 |
| Made 15 three-pointers..... | vs. LIU Post (19-39), 02/15/19 |
| Had 10 blocked shots..... | vs. Indianapolis (10), 12/18/14 |
| Had 10 steals..... | vs. New York Tech (12), 01/26/20 |
| Had 20 assists..... | vs. New York Tech (20), 01/26/20 |
| Had 4 players in double figures..... | vs. Molloy (Redband 26, Sischo 22, Sarkis 20, Wallace 16), 01/24/20 |
| Had 5 players in double figures..... | vs. New York Tech (Sischo 19, Redband 17, Wallace 17, Sarkis 14, B.Harris 14), 01/26/20 |
| Had 6 players in double figures..... | vs. Dist. Columbia (Sischo 19, Hamilton 14, Redband 13, Lee Yaw 13, Harris 10, Sarkis 10), 01/27/19 |
| Had all 5 starters in double figures..... | vs. New York Tech (Sischo 19, Redband 17, Wallace 17, Sarkis 14, B.Harris 14), 01/26/20 |
| Had 2 players score 20+ points..... | vs. Molloy (Redband 26, Sischo 22, Sarkis 20), 01/24/20 |
| Had 2 players with 10+ rebounds..... | vs. Nyack (Sischo 17, B.Harris 11), 11/08/19 |
| Had 2 players record a double-double..... | vs. Nyack (Sischo 34 pts/17 rebs, B.Harris 11 pts/11 rebs), 11/08/19 |
| Won in overtime..... | vs. St. Thomas Aquinas (W, 82-79), 01/25/19 |
| Lost in overtime..... | at Dist. Columbia (L, 90-84), 12/03/16 |
| Scored 80 points or more and lost..... | at St. Thomas Aquinas (L, 87-80), 12/15/19 |
| Scored 90 points or more and lost..... | at Dominican (L, 98-93, OT), 01/07/14 |
| Allowed 60 points or fewer and lost..... | vs. St. Thomas Aquinas (L, 60-57), 03/03/18 |
| Played a nationally-ranked opponent..... | at No. 24/No. 18 St. Thomas Aquinas (L, 87-80), 12/15/19 |
| Defeated a nationally-ranked opponent..... | vs. No. 4/No. 3 West Liberty (W, 98-83), 11/16/19 |

LET IT FLY

After making just five three-pointers in a 67-65 win over Mercyhurst, Daemen averaged 10.8 made threes in their next nine games from Nov. 16 to Dec. 19. The Wildcats hit 10+ threes in six of those games, including five in a row. It's the first such five-game streak in recent history. You have to go back to the final two games of the 2014-15 season and the first two of 2015-16 to find a consecutive four-game stretch where the Wildcats hit 10 or more threes. The Wildcats equaled their season-high with 14 three-pointers in a road win at Mercy on Dec. 13, and they lead the ECC in three-pointers made per game (9.2) and downtown shooting percentage (.373).

GETTING DEFENSIVE

Daemen is allowing 72.4 points per game this season, second-best among all ECC teams. They've held 10 opponents to less than 70 points, posting a 9-1 record in those contests. Earlier in the season, the Wildcats held Salem and Roberts

Wesleyan to less than 60 points, the first time they've done so in back-to-back games since late December of 2018. Daemen has five games this season with 10+ steals, including 11 vs. U. Sciences, and 10 vs. Salem - their first consecutive games with 10+ steals since a three-game string in January of 2014 (vs. Dominican, District of Columbia, Dowling). The Wildcats also rank third in blocks per game (3.5) and field goal percentage defense (.433) among ECC teams. Daemen is allowing just 65.0 points and 40.6% field-goal shooting over the last five games.

MAN IN THE MIDDLE

Redshirt junior center Andrew Sischo headlines Daemen's returning players after earning East Coast Conference and Division II Conference Commissioner's Association East Region Player of the Year honors in 2018-19. A two-time first-team All-ECC selection, Sischo has set new team benchmarks for points scored by a freshman (462) and sophomore (585), and also became just the

sixth player in team history to average a double-double (20.9 ppg, 10.1 rpg) for an entire season. Through 21 games this year, Sischo is averaging monster numbers (25.0 ppg, 11.9 rpg, 1.2 bpg, 62.8% FG). He's posted 17 games of 20+ points, and has topped 30 points five times. He leads the country in double-doubles (15) and ranks second in made field goals (199) and rebounding, sixth in scoring and 11th in field goal percentage. Already this season, he's been named to the SCB National Hall of Fame Classic all-tournament team, MVP of the ECC-CACC Challenge, a two-time ECC Defensive Player of the Week, a five-time ECC Player of the Week and a two-time U.S. Basketball Writers Association Men's Division II National Player of the Week.

DOUBLE-DOUBLE YOUR DELIGHTMENT

Andrew Sischo has been a double-double machine this season, racking up 15 of them through his first 21 games, a total that presently leads the country. He opened the season with seven consecutive double-doubles, and has four this season that include 30-point outputs. Sischo, who ranked sixth nationally with 17 double-doubles last season, has totaled 40 double-doubles in 79 career games - the most for a Daemen player since Gerald Beverly totaled 46 in his career spanning 2011-15.

CLIMBING THE LADDER

With each passing game, Andrew Sischo continues to climb among Daemen's all-time statistical leaders. In 79 career games, Sischo has totaled 1,571 points and 793 rebounds. He stands as one of only four players in program history with at least 1,500 points and 700 rebounds. He ranks sixth all-time in scoring, fifth in career rebounding sixth in made field goals (623) and ninth in blocked shots (78).

AMONG THE BEST

Andrew Sischo has been named to the Bevo Francis Award Top 100 Watch List by Small College Basketball, a national organization which highlights the accomplishments of non-NCAA Division I basketball teams and student-athletes. The Bevo Francis Award is named for the former basketball star at Rio Grande College who averaged 50.1 points per game during the 1952-53 season. It is awarded to the player who is deemed to have had the finest season within Small College Basketball, which consists of NCAA Divisions II and III as well as the National Association of Intercollegiate Athletics (NAIA), United States Collegiate Athletic Association (USCAA) and National Christian College Athletic Association (NCCAA).

THREE-DICULOUS SHOOTING

Over the course of his career, forward Jeff Redband has established himself as one of the preeminent three-point shooters in the ECC, as well as among Daemen's all-time leaders. Redband is the first Daemen player with 60 or more three-pointers in four-straight seasons since Brian Montanaro did so 2002-06. A two-time All-ECC pick, including a second-team selection last season, Redband has appeared in all 110 games since the start of the 2016-17 season, making 107 starts and helping Daemen to an 82-28 record. He has totaled 1,296 points, 498 rebounds, 283 three-point field goals and 90 blocks in his career. He recently moved past David Skolen for second place on Daemen's all-time three-point field goals list, and he stands five shy of Montanaro's program record (288). He also ranks 12th in points and sixth in blocks among Daemen's all-time leaders. Redband has made at least one three-pointer in 52 of the last 56 games, and has made five or more 19 times in his career. He leads the team and ECC with 67 three-pointers (ranks 13th nationally) this season, and is producing 12.9 points, 3.8 rebounds and 1.0 blocks per game.

BREAKOUT BREON

Senior guard Breon Harris was inserted into the starting lineup midway through the 2017-18 season, and went on to help Daemen win 41 of their next 49 contests (through the end of the 2018-19 season). He's been a third-team All-ECC selection in each of the last two seasons, and has

also earned ECC Championships all-tournament team honors twice in his career. Harris swiped 70 steals as a sophomore, the third-highest single-season total in team history and making him the first player with at least 70 since Russell John totaled 73 in 1990-91. He added 53 steals to his career total last season, becoming just the fifth player to lead the Wildcats in steals at least twice, and the first player with 50+ steals in consecutive seasons since Mark Coppola in 2011-12 and 2012-13. He was named to the ECC-CACC Challenge all-tournament team for the second-straight year after averaging 14.5 points, 9.0 rebounds and 6.5 assists in Daemen wins over Felician and Nyack. Those contributions included the first double-double of his career, as he totaled 11 points and a career-high 11 boards vs. Nyack. He's topped 20 points three times this season, including Nov. 23 vs. Wilmington when he hit the go-ahead three-pointer with just over 30 seconds remaining. He's producing 12.4 points per game and leads the team in steals (39) this season. Harris, who recently became just the ninth player in team history to reach 150 career steals, has totaled 875 points, 309 rebounds, 208 assists and 165 steals in 88 career games played.

SHINING STAR-KIS

Redshirt senior guard Jay Sarkis has been a fixture in the Daemen lineup since arriving on campus in 2015. Sarkis has appeared in 102 of a possible 111 games (excluding a redshirt season in 2016-17), while making 96 starts. He's recorded at least one three-pointer in 84 games, totaling 176 triples in his career (7th in team history). He's just the eighth player in program history with at least 150 three-point field goals. Sarkis contributed 8.2 points and a team-best 3.1 assists per game in 2018-19. His finest season came a year earlier when he put up career-highs in points (372), assists (106) and rebounds (86), and finished the season ranking among the ECC's top-five statistical leaders in minutes (3rd), minutes per game (5th), three-point field goals (4th), three-point shooting percentage (5th) and assists (3rd). Sarkis dished out a season-high eight assists in Daemen's 89-59 win over Salem on Dec. 4. He has totaled 971 points and 301 assists in his career. He recently moved past Steve Chandler for eighth place on Daemen's career assists list. Sarkis is seeing 32.3 minutes per game, and producing 8.2 points and 2.7 assists per outing this season.

WALK WITH WALLACE

Redshirt senior wing Joey Wallace is the most experienced of Daemen's 10 newcomers this season. The son of former Syracuse star and NBA veteran John Wallace, Joey Wallace came to Daemen with 85 games of Division II experience under his belt across parts of four seasons playing for Southern Connecticut State. The Rochester native contributed 8.7 points and 5.1 rebounds per game across his tenure there. He's made an immediate impact here with the Wildcats, starting 2- games and producing 11.0 points, 5.5 rebounds, and 2.9 assists per game. He's had 10 games with 10+ points, including 19 vs. nationally-ranked West Liberty on Nov. 16. He's also making his mark at the defensive end, routinely matching up with the opposition's top perimeter player. Wallace has twice been named the ECC Defensive Player of the Week this season. Including his time at Southern Connecticut, Wallace has totaled 987 points, 551 rebounds and 337 assists in 95 games.

FRESH FACES

The Wildcats welcome 10 new players to the fold this season to round out a large 20-player roster. Buffalo natives Donte' Williams and Kyle Harris are proven college players. Williams, a 6'4" guard/forward, has one season of remaining eligibility following previous stops at Southeastern Iowa Community College and California University (Pa.). He averaged 10.7 points and 5.2 rebounds per game for the Vulcans last season. Harris comes over after a prolific junior college career at Erie Community College where he played for head coach Alex Nwora, a Daemen graduate and inductee of the Daemen Hall of Fame. Harris brings a winning pedigree (47-17 record at ECC) and tremendous three-point shooting ability (166 three-pointers in the last two seasons) to the Wildcats. Big man Chris Luke (7'0", Jr., C) gives the Wildcats some depth at the center position. Freshmen Keith Slack and Ryan Salzberg are expected to compete for minutes in the backcourt.

REPRESSING THE REDHAWKS

Daemen has won 18 straight (and 25 of the last 26) meetings with Roberts Wesleyan. It ranks as Daemen's longest active winning streak against any single opponent, and one of three that have reached double figures (also 13 straight vs. Mercy, 16 straight vs. Houghton). Eleven of the last 18 meetings have been decided by nine points or fewer. The closest margin was a 98-96 final on Jan. 12, 2016 when Daemen erased a 22-point deficit with just over six minutes to play, riding the strong play of Rochester native Torrence Dyck who finished with a career-high 35 points. The streak also includes one overtime game, a 77-72 final on Nov. 26, 2013 which was Daemen's first-ever ECC victory.

TOURNAMENT TESTED

After facing St. Anselm on New Year's Day, Daemen has now played games against six teams that advanced to the NCAA tournament last season: St. Anselm, St. Thomas Aquinas, Le Moyne, West Liberty, Mercyhurst, and Northwest Missouri State. Of those teams, five reached at least the Sweet 16, three won their regional championships and advanced to the Elite 8, two went to the Final 4, and of course NMSU completed a perfect season by winning the national title. The Wildcats are 3-3 against NCAA tournament teams so far this season, earning wins over defending Atlantic Region champion Mercyhurst, Atlantic Region finalist West Liberty and Le Moyne. Losses have come against defending national champion Northwest Missouri State, East Region finalist St. Thomas Aquinas and defending East Region champion St. Anselm.

SEASON RECORDS

| | | | | | | | | | | | |
|-------------------------------------|--------------------------|-------------|----------------|--|---------------------|-----------|----------------|--------------------------|----------------------|-------------|----------------|
| POINTS | | | | THREE-POINT FIELD GOALS | | | | REBOUNDS | | | |
| 1. | Rob Robinson | 767 | 1990-91 | 1. | David Skolen | 114 | 1989-90 | 1. | Jim Chapman | 394 | 1988-89 |
| 2. | David Skolen | 699 | 1989-90 | 2. | Kharmen Wingard | 86 | 2003-04 | 2. | Gerald Beverly | 373 | 2014-15 |
| 3. | Russell John | 629 | 1990-91 | 3. | Brian Montanaro | 84 | 2004-05 | 3. | Alex Nwora | 347 | 1991-92 |
| 4. | Gerald Beverly | 620 | 2014-15 | 4. | Pete Loney | 83 | 2008-09 | 4. | Brian Pettit | 329 | 1996-97 |
| 5. | Torrence Dyck | 612 | 2015-16 | 5. | Jeff Redband | 79 | 2018-19 | 5. | Alex Nwora | 313 | 1992-93 |
| 6. | Chris Lewis | 611 | 1989-90 | 6. | Russell John | 78 | 1990-91 | 6. | Alex Nwora | 312 | 1990-91 |
| 7. | Brian Montanaro | 592 | 2005-06 | 7. | Donjuan Tyson | 77 | 2006-07 | 7. | Brian Pettit | 288 | 1995-96 |
| 8. | Andrew Sischo | 585 | 2018-19 | 8. | Gabriel Marshall | 76 | 2003-04 | 8. | Chris Lewis | 287 | 1989-90 |
| 9. | Rob Robinson | 567 | 1989-90 | 10. | Kharmen Wingard | 75 | 2002-03 | 9. | Andrew Sischo | 283 | 2018-19 |
| 10. | Joe Olsen | 560 | 2005-06 | | Jordan Greene | 75 | 2014-15 | 10. | Gerald Beverly | 280 | 2013-14 |
| POINTS PER GAME | | | | THREE-POINT % (min. 1 3PT/game) | | | | REBOUNDS PER GAME | | | |
| 1. | Rob Robinson | 25.6 | 1990-91 | 1. | David Skolen | .557 | 1986-87 | 1. | Jim Chapman | 14.1 | 1988-89 |
| 2. | Torrence Dyck | 21.9 | 2015-16 | 2. | Marty Lange | .524 | 1997-98 | 2. | Gerald Beverly | 12.0 | 2014-15 |
| 3. | David Skolen | 21.8 | 1989-90 | 3. | Mike Maisto | .500 | 2007-08 | 3. | Alex Nwora | 11.6 | 1992-93 |
| | Ralph Henderson | 21.8 | 1987-8 | | Jesse Lalka | .500 | 2015-16 | | Alex Nwora | 11.6 | 1991-92 |
| 5. | Russell John | 21.0 | 1990-91 | 5. | David Skolen | .491 | 1989-90 | 5. | Brian Pettit | 10.6 | 1996-97 |
| 6. | Ralph Henderson | 20.5 | 1986-87 | 6. | David Skolen | .477 | 1988-89 | 6. | Alex Nwora | 10.4 | 1990-91 |
| 7. | Andrew Sischo | 20.9 | 2018-19 | 7. | Kevin Lange | .461 | 2002-03 | 7. | Sandy Finney | 10.2 | 1995-96 |
| 8. | Gerald Beverly | 20.0 | 2014-15 | | Jay Sarkis | .461 | 2015-16 | 8. | Sandy Finney | 10.1 | 1994-95 |
| 9. | Alex Nwora | 19.6 | 1992-93 | 9. | Brian Montanaro | .452 | 2004-05 | | Andrew Sischo | 10.1 | 2018-19 |
| 10. | Torrence Dyck | 19.3 | 2014-15 | 10. | Jeff Redband | .450 | 2016-17 | 10. | Gerald Beverly | 10.0 | 2013-14 |
| FIELD GOALS | | | | FREE THROWS | | | | ASSISTS | | | |
| 1. | Chris Lewis | 257 | 1989-90 | 1. | Rob Robinson | 282 | 1990-91 | 1. | Mark Coppola | 203 | 2012-13 |
| 2. | David Skolen | 247 | 1989-90 | 2. | Gerald Beverly | 180 | 2014-15 | | Derrick Henry | 203 | 1988-89 |
| 3. | Rob Robinson | 231 | 1990-91 | 3. | Rob Robinson | 176 | 1991-92 | 3. | Rob Robinson | 187 | 1990-91 |
| 4. | Andrew Sischo | 229 | 2018-19 | 4. | Alex Nwora | 161 | 1992-93 | 4. | Rob Robinson | 186 | 1989-90 |
| 5. | Gerald Beverly | 219 | 2014-15 | 5. | Joe Olsen | 148 | 2005-06 | 5. | Mark Coppola | 161 | 2011-12 |
| 6. | Russell John | 218 | 1990-91 | 6. | Rob Robinson | 142 | 1989-90 | 6. | Tim Foley | 157 | 1994-95 |
| 7. | Torrence Dyck | 217 | 2015-16 | 7. | Monty Montgomery | 140 | 2000-01 | 7. | Mark Coppola | 154 | 2013-14 |
| 8. | Rob Robinson | 205 | 1989-90 | 8. | Jonathan Walker | 139 | 2002-03 | 8. | Steve Chandler | 152 | 2003-04 |
| 9. | Gerald Beverly | 200 | 2013-14 | 9. | Jonathan Walker | 134 | 2001-02 | 9. | Steve Chandler | 147 | 2002-03 |
| 10. | Andrew Sischo | 199 | 2019-20 | 10. | Ralph Henderson | 133 | 1987-88 | 10. | Russell John | 139 | 1991-92 |
| FIELD GOAL % (min. 150 made) | | | | FREE THROW % (min. 100 made) | | | | STEALS | | | |
| 1. | Stefan Van Duluitgaarden | .661 | 1991-92 | 1. | David Skolen | .850 | 1989-90 | 1. | Derrick Henry | 74 | 1988-89 |
| 2. | Chris Lewis | .624 | 1989-90 | | Todd Zielinski | .850 | 1996-97 | 2. | Russell John | 73 | 1990-91 |
| 3. | Brian Harmon | .610 | 1986-87 | 3. | Kevin Lange | .844 | 2002-03 | 3. | Breon Harris | 70 | 2017-18 |
| 4. | Gerald Beverly | .607 | 2014-15 | 4. | Rob Robinson | .827 | 1991-92 | 4. | Casey Sheehan | 68 | 2012-13 |
| 5. | Brian Pettit | .605 | 1998-99 | 5. | David Skolen | .823 | 1988-89 | 5. | Devon Dawson | 67 | 2007-08 |
| 6. | Chris Lewis | .603 | 1988-89 | 6. | Mark Rouse | .806 | 2001-02 | 6. | Anibal Soler | 66 | 1999-00 |
| 7. | Gerald Beverly | .597 | 2012-13 | 7. | Monty Montgomery | .790 | 1997-98 | 7. | Eder Joseph | 62 | 1999-00 |
| 8. | Andrew Sischo | .586 | 2018-19 | 8. | Rob Robinson | .789 | 1989-90 | 8. | Jorge Ebanks | 61 | 2009-10 |
| 9. | Darnell Jackson | .576 | 2003-04 | 9. | Brian Montanaro | .783 | 2005-06 | 9. | Dewan Stroud | 60 | 2006-07 |
| | Ajay Rutledge | .576 | 2008-09 | 10. | Monty Montgomery | .782 | 2000-01 | 10. | Therreon Blackwell | 59 | 2004-05 |
| | | | | | | | | | Rob Robinson | 59 | 1990-91 |
| | | | | | | | | BLOCKS | | | |
| | | | | | | | | 1. | Ron Wright | 119 | 2005-06 |
| | | | | | | | | 2. | Ron Wright | 114 | 2004-05 |
| | | | | | | | | 3. | Gerald Beverly | 111 | 2013-14 |
| | | | | | | | | 4. | Gerald Beverly | 110 | 2014-15 |
| | | | | | | | | 5. | Gerald Beverly | 59 | 2012-13 |
| | | | | | | | | 6. | Brian Pettit | 55 | 1998-99 |
| | | | | | | | | 7. | Mario Torres | 54 | 1992-93 |
| | | | | | | | | 8. | Brian Pettit | 52 | 1996-97 |
| | | | | | | | | 9. | Gerald Beverly | 50 | 2011-12 |
| | | | | | | | | 10. | Ralph Henderson | 49 | 1986-87 |

CAREER RECORDS

POINTS (1,000-Point Club)

| | | | |
|-----|----------------------|--------------|-----------------|
| 1. | Rob Robinson | 1,962 | 1988-92 |
| 2. | Brian Montanaro | 1,920 | 2002-06 |
| 3. | David Skolen | 1,876 | 1986-90 |
| 4. | Monty Montgomery | 1,814 | 1996-01 |
| 5. | Gerald Beverly | 1,799 | 2011-15 |
| 6. | Andrew Sischo | 1,571 | 2017-Pr. |
| 7. | Alex Nwora | 1,514 | 1989-93 |
| 8. | Casey Sheehan | 1,505 | 2010-14 |
| 9. | Brian Pettit | 1,414 | 1994-99 |
| 10. | Rob Lange | 1,330 | 1992-96 |
| 11. | Devon Dawson | 1,310 | 2007-12 |
| 12. | Jeff Redband | 1,296 | 2016-Pr. |
| 13. | Kharmen Wingard | 1,281 | 2002-05 |
| 14. | Jim Regan | 1,241 | 2009-13 |
| 15. | Mark Rouse | 1,172 | 1998-02 |
| 16. | Kevin Lange | 1,152 | 1999-03 |
| 17. | Chris Moore | 1,126 | 1996-00 |
| 18. | Chris Lewis | 1,105 | 1988-90 |
| 19. | Jordan Greene | 1,090 | 2011-15 |
| 20. | Danny McCabe | 1,078 | 1884-98 |
| 21. | Therreon Blackwell | 1,069 | 2002-06 |
| 22. | Russell John | 1,061 | 1990-92 |
| 23. | Torrence Dyck | 1,056 | 2014-16 |
| 24. | Deion Hamilton | 1,029 | 2015-19 |
| 25. | Ralph Henderson | 1,015 | 1986-88 |

POINTS PER GAME

| | | | |
|-----|----------------------|-------------|-----------------|
| 1. | Torrence Dyck | 20.7 | 2014-16 |
| 2. | Andrew Sischo | 19.9 | 2017-Pr. |
| 3. | Chris Lewis | 18.4 | 1988-90 |
| 4. | Rob Robinson | 17.8 | 1988-92 |
| 5. | Russell John | 17.4 | 1990-92 |
| 6. | Dewan Stroud | 16.8 | 2006-08 |
| 7. | David Skolen | 16.5 | 1986-90 |
| 8. | Monty Montgomery | 16.2 | 1996-01 |
| 9. | Jonathan Walker | 15.3 | 2001-03 |
| 10. | Dom Mazzocchi | 15.2 | 2010-12 |

FIELD GOALS

| | | | |
|-----|----------------------|------------|-----------------|
| 1. | David Skolen | 687 | 1986-90 |
| 2. | Gerald Beverly | 669 | 2011-15 |
| 3. | Brian Montanaro | 656 | 2002-06 |
| | Monty Montgomery | 656 | 1996-01 |
| 5. | Rob Robinson | 640 | 1988-92 |
| 6. | Andrew Sischo | 623 | 2017-Pr. |
| 7. | Casey Sheehan | 544 | 2010-14 |
| 8. | Alex Nwora | 532 | 1989-93 |
| 9. | Brian Pettit | 519 | 1994-99 |
| 10. | Jim Regan | 477 | 2009-13 |

FIELD GOAL % (MIN. 150 MADE)

| | | | |
|-----|--------------------------|-------------|-----------------|
| 1. | Chris Lewis | .615 | 1988-90 |
| 2. | Stefan Van Duluitgaarden | .606 | 1990-92 |
| 3. | Andrew Sischo | .592 | 2017-Pr. |
| 4. | Gerald Beverly | .583 | 2011-15 |
| 5. | Kadeem Johnson | .581 | 2010-14 |
| 6. | Steve Chandler | .568 | 2002-04 |
| 7. | Joe Olsen | .559 | 2004-06 |
| 8. | Darnell Jackson | .554 | 2003-05 |
| 9. | Ralph Henderson | .549 | 1986-88 |
| 10. | Brian Pettit | .543 | 1994-99 |

THREE-POINT FIELD GOALS

| | | | |
|-----|---------------------|------------|-----------------|
| 1. | Brian Montanaro | 288 | 2002-06 |
| 2. | Jeff Redband | 283 | 2016-Pr. |
| 3. | David Skolen | 279 | 1986-90 |
| 4. | Kharmen Wingard | 237 | 2002-05 |
| 5. | Jordan Greene | 201 | 2011-15 |
| 6. | Mark Rouse | 183 | 1998-02 |
| 7. | Jay Sarkis | 176 | 2015-Pr. |
| 8. | Kevin Lange | 169 | 1999-03 |
| 9. | Casey Sheehan | 147 | 2010-14 |
| 10. | Russell John | 143 | 1990-92 |

THREE-POINT % (min. 50 made)

| | | | |
|-----|---------------------|-------------|-----------------|
| 1. | David Skolen | .487 | 1986-90 |
| 2. | Jesse Lalka | .463 | 2013-17 |
| 3. | Jeff Redband | .434 | 2016-Pr. |
| 4. | Rob Robinson | .433 | 1988-92 |
| 5. | Pete Loney | .426 | 2007-09 |
| 6. | Adrian Baugh | .424 | 1999-01 |
| 7. | Brian Montanaro | .418 | 2002-06 |
| 8. | Kyle Clifford | .415 | 2013-15 |
| | Jay Sarkis | .415 | 2015-Pr. |
| 10. | Donjuan Tyson | .403 | 2006-07 |

FREE THROWS

| | | | |
|-----|----------------------|------------|-----------------|
| 1. | Rob Robinson | 630 | 1988-92 |
| 2. | Gerald Beverly | 459 | 2011-15 |
| 3. | Alex Nwora | 441 | 1989-93 |
| 4. | Monty Montgomery | 427 | 1996-01 |
| 5. | Brian Pettit | 373 | 1994-99 |
| 6. | Rob Lange | 366 | 1992-96 |
| 7. | Brian Montanaro | 320 | 2002-06 |
| 8. | Andrew Sischo | 310 | 2017-Pr. |
| 9. | Devon Dawson | 275 | 2007-12 |
| 10. | Jonathan Walker | 273 | 2001-03 |

FREE THROWS (min. 100 made)

| | | | |
|-----|---------------------|-------------|-----------------|
| 1. | Jeff Redband | .878 | 2016-Pr. |
| 2. | David Skolen | .826 | 1986-90 |
| 3. | Arif Mehmetaj | .806 | 2014-17 |
| 4. | Jay Sarkis | .797 | 2015-Pr. |
| 5. | Rob Robinson | .788 | 1988-92 |
| | Mark Rouse | .788 | 1998-02 |
| 7. | Brian Montanaro | .786 | 2002-06 |
| 8. | Jaleo Wilkes | .773 | 2015-17 |
| 9. | Jeff Eaddy | .768 | 1986-90 |
| 10. | Monty Montgomery | .757 | 1996-01 |

REBOUNDS

| | | | |
|-----|----------------------|------------|-----------------|
| 1. | Alex Nwora | 1,103 | 1989-93 |
| 2. | Gerald Beverly | 1,004 | 2011-15 |
| 3. | Brian Pettit | 991 | 1994-99 |
| 4. | Monty Montgomery | 806 | 1996-01 |
| 5. | Andrew Sischo | 793 | 2017-Pr. |
| 6. | Jim Regan | 587 | 2009-13 |
| 7. | Devon Dawson | 585 | 2007-12 |
| 8. | Danny McCabe | 570 | 1994-98 |
| 9. | Eder Joseph | 542 | 1997-00 |
| 10. | Mario Torres | 537 | 1990-94 |

REBOUNDS PER GAME

| | | | |
|----|----------------------|-------------|-----------------|
| 1. | Andrew Sischo | 10.0 | 2017-Pr. |
| 2. | Alex Nwora | 9.3 | 1989-93 |
| 3. | Brian Pettit | 8.7 | 1994-99 |
| 4. | Chris Lewis | 8.5 | 1988-90 |
| 5. | Gerald Beverly | 8.4 | 2011-15 |
| 6. | Steve Chandler | 7.4 | 2002-04 |
| 7. | Monty Montgomery | 7.2 | 1996-01 |
| 8. | Eder Joseph | 6.7 | 1997-00 |
| 9. | Mario Torres | 6.5 | 1990-94 |
| | Jonathan Walker | 6.5 | 2001-03 |

ASSISTS

| | | | |
|-----|--------------------|------------|-----------------|
| 1. | Mark Coppola | 623 | 2010-14 |
| 2. | Rob Robinson | 503 | 1988-92 |
| 3. | Casey Sheehan | 470 | 2010-14 |
| 4. | Therreon Blackwell | 438 | 2002-06 |
| 5. | Tim Foley | 334 | 1990-95 |
| 6. | Mark Rouse | 320 | 1998-02 |
| 7. | Anibal Soler | 304 | 1997-00 |
| 8. | Jay Sarkis | 301 | 2015-Pr. |
| 9. | Steve Chandler | 299 | 2002-04 |
| 10. | David Skolen | 293 | 1986-90 |

STEALS

| | | | |
|----|---------------------|------------|-----------------|
| 1. | Devon Dawson | 198 | 2007-12 |
| 2. | Therreon Blackwell | 185 | 2002-06 |
| | Casey Sheehan | 185 | 2010-14 |
| 4. | Mark Coppola | 168 | 2010-14 |
| 5. | Anibal Soler | 165 | 1996-00 |
| | Breon Harris | 165 | 2016-Pr. |
| 6. | Rob Robinson | 161 | 1988-92 |
| | Brian Montanaro | 161 | 2002-06 |
| 8. | Alex Nwora | 154 | 1989-93 |
| 9. | Monty Montgomery | 135 | 1996-01 |
| | Mark Rouse | 135 | 1998-02 |

BLOCKS

| | | | |
|----|----------------------|-----------|-----------------|
| 1. | Gerald Beverly | 330 | 2011-15 |
| 2. | Ron Wright | 233 | 2004-06 |
| 3. | Brian Pettit | 144 | 1994-99 |
| 4. | Jim Regan | 117 | 2009-13 |
| 5. | Mario Torres | 102 | 1990-94 |
| 6. | Jeff Redband | 90 | 2016-Pr. |
| 7. | Kevin Lange | 81 | 1999-03 |
| 8. | Ralph Henderson | 79 | 1986-88 |
| 9. | Garvey Hervey | 78 | 1998-00 |
| | Andrew Sischo | 78 | 2017-Pr. |

SINGLE GAME RECORDS

POINTS

1. Rob Robinson 44 vs. Westminster (Pa.) 01/16/91

REBOUNDS

1. Jim Chapman 25 vs. New Jersey Inst. Of Tech. 11/26/88

ASSISTS

1. Rob Robinson 18 vs. Windsor 11/10/90

BLOCKED SHOTS

1. Gerald Beverly 12 vs. St. Thomas (Fla.) 12/17/14

STEALS

1. Derrick Henry 8 vs. SUNY Cortland 01/07/89

FIELD GOALS MADE

1. Ralph Henderson 16 vs. Waynesburg 02/06/88
 Andrew Sischo 16 @ Molloy 02/08/19

FIELD GOALS ATTEMPTED

1. Russell John 32 vs. Ramapo 11/16/90

FREE THROWS MADE

1. Rob Robinson 21 vs. Point Park 02/02/91

FREE THROWS ATTEMPTED

1. Rob Robinson 24 vs. Point Park 02/02/91

3-POINT FIELD GOALS MADE

1. David Skolen 12 vs. Waynesburg 11/15/89

3-POINT FIELD GOALS ATTEMPTED

1. David Skolen 18 vs. Waynesburg 11/15/89



**2019-20 Daemen Men's Basketball
Season/Career Statistics
All games**

Page 1/1
as of Jan 30, 2020

Summary

| Player | Season Statistics | | | | | | | | | | Career Statistics | | | | | | | | | |
|------------------|-------------------|-------|-------|-------|-------|------|-----|-----|-----|-------|-------------------|-------|------|------|-------|------|-----|-----|-----|-------|
| | GP-GS | MIN/G | FG% | 3FG% | FT% | R/G | A/G | STL | BLK | PTS/G | GP-GS | MIN/G | FG% | 3FG% | FT% | R/G | A/G | STL | BLK | PTS/G |
| BASDEN, Ziv | 9-0 | 2.2 | .667 | .000 | .000 | 0.4 | 0.2 | 0 | 1 | 1.3 | 25-0 | 2.9 | .741 | .000 | .545 | 1.1 | 0.1 | 2 | 1 | 1.8 |
| BRADLEY, Ryan | 12-0 | 10.5 | .457 | .125 | .750 | 2.4 | 0.6 | 7 | 5 | 3.0 | 13-0 | 9.9 | .457 | .125 | .750 | 2.2 | 0.5 | 7 | 5 | 2.8 |
| DUAH, Jeffrey | 6-0 | 1.3 | .500 | .000 | .000 | 0.3 | 0.3 | 0 | 0 | 0.3 | 26-0 | 1.4 | .182 | .000 | .200 | 0.2 | 0.3 | 0 | 0 | 0.2 |
| HARRIS, Breon | 18-16 | 28.2 | .405 | .366 | .756 | 4.3 | 2.6 | 39 | 1 | 12.4 | 88-64 | 25.5 | .423 | .350 | .712 | 3.5 | 2.4 | 164 | 24 | 9.9 |
| HARRIS, Kyle | 22-9 | 20.5 | .438 | .358 | .813 | 3.3 | 1.1 | 4 | 5 | 5.0 | 22-9 | 20.5 | .438 | .358 | .813 | 3.3 | 1.1 | 4 | 5 | 5.0 |
| HINES, Da'Shawn | 8-0 | 1.8 | 1.000 | 1.000 | .000 | 0.0 | 0.3 | 1 | 0 | 0.6 | 19-0 | 1.1 | .667 | .500 | 1.000 | 0.1 | 0.2 | 2 | 0 | 0.5 |
| HOLT, Tajmin | 22-0 | 9.1 | .315 | .222 | .333 | 1.2 | 0.7 | 10 | 8 | 1.8 | 26-0 | 7.8 | .315 | .222 | .333 | 1.0 | 0.6 | 10 | 8 | 1.5 |
| LUKE, Chris | 20-2 | 3.8 | .588 | .000 | .500 | 1.2 | 0.1 | 1 | 1 | 1.1 | 20-2 | 3.8 | .588 | .000 | .500 | 1.2 | 0.1 | 1 | 1 | 1.1 |
| REDBAND, Jeff | 22-22 | 31.9 | .438 | .438 | .939 | 3.8 | 1.5 | 20 | 23 | 12.9 | 110-107 | 30.2 | .446 | .434 | .878 | 4.5 | 1.6 | 91 | 90 | 11.8 |
| SALZBERG, Ryan | 16-0 | 4.4 | .571 | .444 | 1.000 | 0.4 | 0.2 | 6 | 1 | 1.3 | 16-0 | 4.4 | .571 | .444 | 1.000 | 0.4 | 0.2 | 6 | 1 | 1.3 |
| SARKIS, Jay | 20-20 | 32.5 | .399 | .354 | .583 | 2.3 | 2.8 | 16 | 1 | 8.2 | 102-96 | 30.7 | .430 | .417 | .797 | 2.7 | 3.0 | 69 | 2 | 9.5 |
| SISCHO, Andrew | 21-20 | 33.5 | .628 | .444 | .724 | 11.9 | 1.3 | 18 | 25 | 25.0 | 79-64 | 28.4 | .592 | .349 | .708 | 10.0 | 1.1 | 53 | 78 | 19.9 |
| SLACK, Keith | 12-1 | 14.5 | .446 | .415 | 1.000 | 1.6 | 1.2 | 4 | 0 | 6.3 | 12-1 | 14.5 | .446 | .415 | 1.000 | 1.6 | 1.2 | 4 | 0 | 6.3 |
| WALLACE, Joey | 21-20 | 29.2 | .418 | .270 | .769 | 5.5 | 2.9 | 22 | 3 | 11.0 | 21-20 | 29.2 | .418 | .270 | .769 | 5.5 | 2.9 | 22 | 3 | 11.0 |
| WILLIAMS, Donte' | 13-0 | 6.6 | .545 | .417 | .000 | 0.9 | 0.3 | 1 | 2 | 2.2 | 13-0 | 6.6 | .545 | .417 | .000 | 0.9 | 0.3 | 1 | 2 | 2.2 |

Scoring

| Player | Season Statistics | | | | | | | | Career Statistics | | | | | | | |
|------------------|-------------------|-------|----------|-------|---------|-------|-----|-------|-------------------|------|----------|------|---------|-------|------|-------|
| | FG-FGA | FG% | 3FG-3FGA | 3FG% | FT-FTA | FT% | PTS | PTS/G | FG-FGA | FG% | 3FG-3FGA | 3FG% | FT-FTA | FT% | PTS | PTS/G |
| BASDEN, Ziv | 6-9 | .667 | 0-1 | .000 | 0-0 | .000 | 12 | 1.3 | 20-27 | .741 | 0-2 | .000 | 6-11 | .545 | 46 | 1.8 |
| BRADLEY, Ryan | 16-35 | .457 | 1-8 | .125 | 3-4 | .750 | 36 | 3.0 | 16-35 | .457 | 1-8 | .125 | 3-4 | .750 | 36 | 2.8 |
| DUAH, Jeffrey | 1-2 | .500 | 0-0 | .000 | 0-2 | .000 | 2 | 0.3 | 2-11 | .182 | 0-2 | .000 | 1-5 | .200 | 5 | 0.2 |
| HARRIS, Breon | 81-200 | .405 | 30-82 | .366 | 31-41 | .756 | 223 | 12.4 | 310-733 | .423 | 114-326 | .350 | 141-198 | .712 | 875 | 9.9 |
| HARRIS, Kyle | 39-89 | .438 | 19-53 | .358 | 13-16 | .813 | 110 | 5.0 | 39-89 | .438 | 19-53 | .358 | 13-16 | .813 | 110 | 5.0 |
| HINES, Da'Shawn | 2-2 | 1.000 | 1-1 | 1.000 | 0-0 | .000 | 5 | 0.6 | 4-6 | .667 | 1-2 | .500 | 1-1 | 1.000 | 10 | 0.5 |
| HOLT, Tajmin | 17-54 | .315 | 4-18 | .222 | 2-6 | .333 | 40 | 1.8 | 17-54 | .315 | 4-18 | .222 | 2-6 | .333 | 40 | 1.5 |
| LUKE, Chris | 10-17 | .588 | 0-0 | .000 | 1-2 | .500 | 21 | 1.1 | 10-17 | .588 | 0-0 | .000 | 1-2 | .500 | 21 | 1.1 |
| REDBAND, Jeff | 85-194 | .438 | 67-153 | .438 | 46-49 | .939 | 283 | 12.9 | 431-967 | .446 | 283-652 | .434 | 151-172 | .878 | 1296 | 11.8 |
| SALZBERG, Ryan | 8-14 | .571 | 4-9 | .444 | 1-1 | 1.000 | 21 | 1.3 | 8-14 | .571 | 4-9 | .444 | 1-1 | 1.000 | 21 | 1.3 |
| SARKIS, Jay | 57-143 | .399 | 29-82 | .354 | 21-36 | .583 | 164 | 8.2 | 311-724 | .430 | 176-422 | .417 | 173-217 | .797 | 971 | 9.5 |
| SISCHO, Andrew | 199-317 | .628 | 8-18 | .444 | 118-163 | .724 | 524 | 25.0 | 623-1053 | .592 | 15-43 | .349 | 310-438 | .708 | 1571 | 19.9 |
| SLACK, Keith | 25-56 | .446 | 17-41 | .415 | 8-8 | 1.000 | 75 | 6.3 | 25-56 | .446 | 17-41 | .415 | 8-8 | 1.000 | 75 | 6.3 |
| WALLACE, Joey | 77-184 | .418 | 17-63 | .270 | 60-78 | .769 | 231 | 11.0 | 77-184 | .418 | 17-63 | .270 | 60-78 | .769 | 231 | 11.0 |
| WILLIAMS, Donte' | 12-22 | .545 | 5-12 | .417 | 0-0 | .000 | 29 | 2.2 | 12-22 | .545 | 5-12 | .417 | 0-0 | .000 | 29 | 2.2 |

Totals

| Player | Season Statistics | | | | | | | | | Career Statistics | | | | | | | | |
|------------------|-------------------|-------|-------|----|----|----|----|------|--|-------------------|-------|-------|-----|----|-----|-----|------|--|
| | O-REB | D-REB | TOTAL | PF | FO | A | TO | A/TO | | O-REB | D-REB | TOTAL | PF | FO | A | TO | A/TO | |
| BASDEN, Ziv | 2 | 2 | 4 | 5 | 0 | 2 | 1 | 2.0 | | 12 | 16 | 28 | 12 | 0 | 3 | 6 | 0.5 | |
| BRADLEY, Ryan | 11 | 18 | 29 | 24 | 0 | 7 | 13 | 0.5 | | 11 | 18 | 29 | 24 | 0 | 7 | 13 | 0.5 | |
| DUAH, Jeffrey | 0 | 2 | 2 | 0 | 0 | 2 | 1 | 2.0 | | 2 | 4 | 6 | 2 | 0 | 7 | 4 | 1.8 | |
| HARRIS, Breon | 14 | 64 | 78 | 49 | 1 | 47 | 50 | 0.9 | | 51 | 258 | 309 | 178 | 5 | 209 | 201 | 1.0 | |
| HARRIS, Kyle | 11 | 62 | 73 | 42 | 1 | 25 | 22 | 1.1 | | 11 | 62 | 73 | 42 | 1 | 25 | 22 | 1.1 | |
| HINES, Da'Shawn | 0 | 0 | 0 | 0 | 0 | 2 | 0 | 0.0 | | 0 | 1 | 1 | 1 | 0 | 3 | 1 | 3.0 | |
| HOLT, Tajmin | 9 | 17 | 26 | 16 | 0 | 16 | 14 | 1.1 | | 9 | 17 | 26 | 16 | 0 | 16 | 14 | 1.1 | |
| LUKE, Chris | 11 | 13 | 24 | 18 | 0 | 2 | 5 | 0.4 | | 11 | 13 | 24 | 18 | 0 | 2 | 5 | 0.4 | |
| REDBAND, Jeff | 14 | 70 | 84 | 36 | 0 | 33 | 36 | 0.9 | | 126 | 372 | 498 | 210 | 4 | 174 | 151 | 1.2 | |
| SALZBERG, Ryan | 2 | 5 | 7 | 6 | 0 | 3 | 0 | 0.0 | | 2 | 5 | 7 | 6 | 0 | 3 | 0 | 0.0 | |
| SARKIS, Jay | 2 | 44 | 46 | 16 | 0 | 56 | 46 | 1.2 | | 28 | 243 | 271 | 144 | 3 | 301 | 220 | 1.4 | |
| SISCHO, Andrew | 96 | 153 | 249 | 67 | 1 | 28 | 78 | 0.4 | | 291 | 501 | 792 | 210 | 1 | 86 | 201 | 0.4 | |
| SLACK, Keith | 2 | 17 | 19 | 9 | 0 | 14 | 10 | 1.4 | | 2 | 17 | 19 | 9 | 0 | 14 | 10 | 1.4 | |
| WALLACE, Joey | 29 | 87 | 116 | 56 | 1 | 60 | 52 | 1.2 | | 29 | 87 | 116 | 56 | 1 | 60 | 52 | 1.2 | |
| WILLIAMS, Donte' | 3 | 9 | 12 | 10 | 0 | 4 | 6 | 0.7 | | 3 | 9 | 12 | 10 | 0 | 4 | 6 | 0.7 | |



**2019-20 Daemen Men's Basketball
Season Box Score
All games**

Page 1/1
as of Jan 30, 2020

Game Records

| Record | Overall | Home | Away | Neutral |
|----------------|---------|------|------|---------|
| ALL GAMES | 17-5 | 11-1 | 5-3 | 1-1 |
| CONFERENCE | 6-2 | 4-1 | 2-1 | 0-0 |
| NON-CONFERENCE | 11-3 | 7-0 | 3-2 | 1-1 |

Team Box Score

| No. | Player | | | | Total | | 3-Point | | F-Throw | | Rebounds | | | | | | | | | | | | | |
|-----------|------------------|-------|--------|------|----------|-------|---------|-------|---------|-------|----------|-----|-----|------|-----|----|-----|-----|-----|-----|------|------|--|--|
| | | GP-GS | MIN | AVG | FG-FGA | FG% | 3FG-FGA | 3FG% | FT-FTA | FT% | OFF | DEF | TOT | AVG | PF | DQ | A | TO | BLK | STL | PTS | AVG | | |
| 22 | SISCHO, Andrew | 21-20 | 704:19 | 33.5 | 199-317 | .628 | 8-18 | .444 | 118-163 | .724 | 96 | 153 | 249 | 11.9 | 67 | 1 | 28 | 78 | 25 | 18 | 524 | 25.0 | | |
| 44 | REDBAND, Jeff | 22-22 | 701:33 | 31.9 | 85-194 | .438 | 67-153 | .438 | 46-49 | .939 | 14 | 70 | 84 | 3.8 | 36 | 0 | 33 | 36 | 23 | 20 | 283 | 12.9 | | |
| 2 | HARRIS, Breon | 18-16 | 507:06 | 28.2 | 81-200 | .405 | 30-82 | .366 | 31-41 | .756 | 14 | 64 | 78 | 4.3 | 49 | 1 | 47 | 50 | 1 | 39 | 223 | 12.4 | | |
| 23 | WALLACE, Joey | 21-20 | 612:57 | 29.2 | 77-184 | .418 | 17-63 | .270 | 60-78 | .769 | 29 | 87 | 116 | 5.5 | 56 | 1 | 60 | 52 | 3 | 22 | 231 | 11.0 | | |
| 5 | SARKIS, Jay | 20-20 | 650:19 | 32.5 | 57-143 | .399 | 29-82 | .354 | 21-36 | .583 | 2 | 44 | 46 | 2.3 | 16 | 0 | 56 | 46 | 1 | 16 | 164 | 8.2 | | |
| 15 | SLACK, Keith | 12-1 | 173:44 | 14.5 | 25-56 | .446 | 17-41 | .415 | 8-8 | 1.000 | 2 | 17 | 19 | 1.6 | 9 | 0 | 14 | 10 | 0 | 4 | 75 | 6.3 | | |
| 12 | HARRIS, Kyle | 22-9 | 450:35 | 20.5 | 39-89 | .438 | 19-53 | .358 | 13-16 | .813 | 11 | 62 | 73 | 3.3 | 42 | 1 | 25 | 22 | 5 | 4 | 110 | 5.0 | | |
| 25 | BRADLEY, Ryan | 12-0 | 126:07 | 10.5 | 16-35 | .457 | 1-8 | .125 | 3-4 | .750 | 11 | 18 | 29 | 2.4 | 24 | 0 | 7 | 13 | 5 | 7 | 36 | 3.0 | | |
| 10 | WILLIAMS, Donte' | 13-0 | 86:02 | 6.6 | 12-22 | .545 | 5-12 | .417 | 0-0 | .000 | 3 | 9 | 12 | 0.9 | 10 | 0 | 4 | 6 | 2 | 1 | 29 | 2.2 | | |
| 3 | HOLT, Tajmin | 22-0 | 199:06 | 9.1 | 17-54 | .315 | 4-18 | .222 | 2-6 | .333 | 9 | 17 | 26 | 1.2 | 16 | 0 | 16 | 14 | 8 | 10 | 40 | 1.8 | | |
| 24 | BASDEN, Ziv | 9-0 | 20:03 | 2.2 | 6-9 | .667 | 0-1 | .000 | 0-0 | .000 | 2 | 2 | 4 | 0.4 | 5 | 0 | 2 | 1 | 1 | 0 | 12 | 1.3 | | |
| 20 | SALZBERG, Ryan | 16-0 | 69:43 | 4.4 | 8-14 | .571 | 4-9 | .444 | 1-1 | 1.000 | 2 | 5 | 7 | 0.4 | 6 | 0 | 3 | 0 | 1 | 6 | 21 | 1.3 | | |
| 34 | LUKE, Chris | 20-2 | 76:45 | 3.8 | 10-17 | .588 | 0-0 | .000 | 1-2 | .500 | 11 | 13 | 24 | 1.2 | 18 | 0 | 2 | 5 | 1 | 1 | 21 | 1.1 | | |
| 14 | HINES, Da'Shawn | 8-0 | 14:04 | 1.8 | 2-2 | 1.000 | 1-1 | 1.000 | 0-0 | .000 | 0 | 0 | 0 | 0.0 | 0 | 0 | 2 | 0 | 0 | 1 | 5 | 0.6 | | |
| 4 | DUAH, Jeffrey | 6-0 | 07:37 | 1.3 | 1-2 | .500 | 0-0 | .000 | 0-2 | .000 | 0 | 2 | 2 | 0.3 | 0 | 0 | 2 | 1 | 0 | 0 | 2 | 0.3 | | |
| Team | | | | | | | | | | | 25 | 39 | 64 | | | | | 3 | | | | | | |
| Total | | 22 | 4400 | | 635-1338 | .475 | 202-541 | .373 | 304-406 | .749 | 231 | 602 | 833 | 37.9 | 354 | 4 | 301 | 337 | 76 | 149 | 1776 | 80.7 | | |
| Opponents | | 22 | 4400 | | 587-1355 | .433 | 180-538 | .335 | 239-332 | .720 | 203 | 529 | 732 | 33.3 | 403 | 6 | 271 | 337 | 59 | 162 | 1593 | 72.4 | | |

Score by Periods

| Team | 1st | 2nd | OT | TOT |
|-----------|-----|-----|----|------|
| Daemen | 825 | 951 | 0 | 1776 |
| Opponents | 754 | 839 | 0 | 1593 |



2019-20 Daemen Men's Basketball
Overall Team Statistics
All games

Page 1/1
as of Jan 30, 2020

Team Statistics

| | DAEMEN | OPP |
|------------------------|-----------------|-----------------|
| Scoring | 1776 | 1593 |
| Points per game | 80.7 | 72.4 |
| Scoring margin | +8.3 | - |
| Field goals-att | 635-1338 | 587-1355 |
| Field goal pct | .475 | .433 |
| 3 point fg-att | 202-541 | 180-538 |
| 3-point FG pct | .373 | .335 |
| 3-pt FG made per game | 9.2 | 8.2 |
| Free throws-att | 304-406 | 239-332 |
| Free throw pct | .749 | .720 |
| F-Throws made per game | 13.8 | 10.9 |
| Rebounds | 833 | 732 |
| Rebounds per game | 37.9 | 33.3 |
| Rebounding margin | +4.6 | - |
| Assists | 301 | 271 |
| Assists per game | 13.7 | 12.3 |
| Turnovers | 337 | 337 |
| Turnovers per game | 15.3 | 15.3 |
| Turnover margin | 0.0 | - |
| Assist/turnover ratio | 0.9 | 0.8 |
| Steals | 149 | 162 |
| Steals per game | 6.8 | 7.4 |
| Blocks | 76 | 59 |
| Blocks per game | 3.5 | 2.7 |
| Winning streak | 3 | - |
| Home win streak | 2 | - |
| Attendance | 3656 | 1314 |
| Home games-Avg/Game | 12-305 | 8-164 |
| Neutral site-Avg/Game | - | 2-1145 |

Score by Periods

| Team | 1st | 2nd | OT | TOT |
|-----------|-----|-----|----|------|
| Daemen | 825 | 951 | 0 | 1776 |
| Opponents | 754 | 839 | 0 | 1593 |



**2019-20 Daemen Men's Basketball
Season Schedule/Results & Leaders
All games**

Page 1/1
as of Jan 30, 2020

Game Records

| Record | Overall | Home | Away | Neutral |
|----------------|---------|------|------|---------|
| ALL GAMES | 17-5 | 11-1 | 5-3 | 1-1 |
| CONFERENCE | 6-2 | 4-1 | 2-1 | 0-0 |
| NON-CONFERENCE | 11-3 | 7-0 | 3-2 | 1-1 |

Team Results

| Date | Opponent | | Score | Att. | High Points | High Rebounds |
|------------|-----------------------|---|--------|------|---------------------|---------------------|
| 11/01/2019 | vs Northwest Mo. St. | L | 65-85 | 685 | (24) SISCHO, Andrew | (15) SISCHO, Andrew |
| 11/02/2019 | vs Missouri Western | W | 68-64 | 1604 | (15) REDBAND, Jeff | (12) SISCHO, Andrew |
| 11/08/2019 | Felician | W | 95-80 | 450 | (31) SISCHO, Andrew | (19) SISCHO, Andrew |
| 11/09/2019 | Nyack | W | 80-74 | 380 | (34) SISCHO, Andrew | (17) SISCHO, Andrew |
| 11/14/2019 | Mercyhurst | W | 67-65 | 375 | (22) SISCHO, Andrew | (11) SISCHO, Andrew |
| 11/16/2019 | West Liberty | W | 98-83 | 408 | (29) SISCHO, Andrew | (18) SISCHO, Andrew |
| 11/19/2019 | Le Moyne | W | 89-79 | 384 | (27) SISCHO, Andrew | (11) SISCHO, Andrew |
| 11/23/2019 | Wilmington (DE) | W | 83-81 | 1025 | (24) SISCHO, Andrew | (8) SISCHO, Andrew |
| | | | | | | (8) WALLACE, Joey |
| 11/30/2019 | at USciences | W | 83-57 | 110 | (25) REDBAND, Jeff | (20) SISCHO, Andrew |
| 12/04/2019 | Salem (WV) | W | 89-59 | 245 | (34) SISCHO, Andrew | (12) SISCHO, Andrew |
| 12/07/2019 | Roberts Wesleyan | W | 96-70 | 389 | (27) SISCHO, Andrew | (11) SISCHO, Andrew |
| 12/13/2019 | at Mercy | W | 103-59 | 114 | (26) SISCHO, Andrew | (12) WALLACE, Joey |
| 12/15/2019 | at St. Thomas Aquinas | L | 80-87 | 137 | (30) SISCHO, Andrew | (13) SISCHO, Andrew |
| 12/19/2019 | at Saint Rose | W | 96-88 | 119 | (34) SISCHO, Andrew | (7) SISCHO, Andrew |
| 01/01/2020 | at St. Anselm | L | 59-87 | 312 | (18) SISCHO, Andrew | (13) SISCHO, Andrew |
| 01/02/2020 | at Saint Michael's | W | 72-68 | 334 | (24) SISCHO, Andrew | (8) HARRIS, Breon |
| 01/04/2020 | at Stonehill | L | 76-82 | 188 | (23) HARRIS, Breon | (8) SISCHO, Andrew |
| 01/10/2020 | Queens (NY) | W | 65-57 | 0 | (23) WALLACE, Joey | (11) LUKE, Chris |
| 01/12/2020 | Bridgeport | L | 64-67 | 0 | (28) SISCHO, Andrew | (11) SISCHO, Andrew |
| 01/19/2020 | at Dist. Columbia | W | 65-61 | 0 | (22) SISCHO, Andrew | (10) SISCHO, Andrew |
| 01/24/2020 | Molloy | W | 91-83 | 0 | (26) REDBAND, Jeff | (11) SISCHO, Andrew |
| 01/26/2020 | New York Tech | W | 92-57 | 0 | (19) SISCHO, Andrew | (8) HARRIS, Kyle |

Attendance Summary

| | Games | Attend | Avg/Game |
|--------------|-----------|-------------|------------|
| Home | 12 | 3656 | 305 |
| Away | 8 | 1314 | 164 |
| Neutral | 2 | 2289 | 1145 |
| Total | 22 | 7259 | 330 |



2019-20 Daemen Men's Basketball Combined Team Statistics All games

Page 1/1
as of Jan 30, 2020

Game Records

| Record | Overall | Home | Away | Neutral |
|----------------|---------|------|------|---------|
| ALL GAMES | 17-5 | 11-1 | 5-3 | 1-1 |
| CONFERENCE | 6-2 | 4-1 | 2-1 | 0-0 |
| NON-CONFERENCE | 11-3 | 7-0 | 3-2 | 1-1 |

Score by Periods

| Team | 1st | 2nd | OT | TOT |
|-----------|-----|-----|----|------|
| Daemen | 825 | 951 | 0 | 1776 |
| Opponents | 754 | 839 | 0 | 1593 |

Team Box Score

| No. | Player | | | | Total | | 3-Point | | F-Throw | | Rebounds | | | | | | | | | | | | | |
|-----------|------------------|-------|--------|------|----------|-------|---------|-------|---------|-------|----------|-----|-----|------|-----|----|-----|-----|-----|-----|------|------|--|--|
| | | GP-GS | MIN | AVG | FG-FGA | FG% | 3FG-FGA | 3FG% | FT-FTA | FT% | OFF | DEF | TOT | AVG | PF | DQ | A | TO | BLK | STL | PTS | AVG | | |
| 22 | SISCHO, Andrew | 21-20 | 704:19 | 33.5 | 199-317 | .628 | 8-18 | .444 | 118-163 | .724 | 96 | 153 | 249 | 11.9 | 67 | 1 | 28 | 78 | 25 | 18 | 524 | 25.0 | | |
| 44 | REDBAND, Jeff | 22-22 | 701:33 | 31.9 | 85-194 | .438 | 67-153 | .438 | 46-49 | .939 | 14 | 70 | 84 | 3.8 | 36 | 0 | 33 | 36 | 23 | 20 | 283 | 12.9 | | |
| 2 | HARRIS, Breon | 18-16 | 507:06 | 28.2 | 81-200 | .405 | 30-82 | .366 | 31-41 | .756 | 14 | 64 | 78 | 4.3 | 49 | 1 | 47 | 50 | 1 | 39 | 223 | 12.4 | | |
| 23 | WALLACE, Joey | 21-20 | 612:57 | 29.2 | 77-184 | .418 | 17-63 | .270 | 60-78 | .769 | 29 | 87 | 116 | 5.5 | 56 | 1 | 60 | 52 | 3 | 22 | 231 | 11.0 | | |
| 5 | SARKIS, Jay | 20-20 | 650:19 | 32.5 | 57-143 | .399 | 29-82 | .354 | 21-36 | .583 | 2 | 44 | 46 | 2.3 | 16 | 0 | 56 | 46 | 1 | 16 | 164 | 8.2 | | |
| 15 | SLACK, Keith | 12-1 | 173:44 | 14.5 | 25-56 | .446 | 17-41 | .415 | 8-8 | 1.000 | 2 | 17 | 19 | 1.6 | 9 | 0 | 14 | 10 | 0 | 4 | 75 | 6.3 | | |
| 12 | HARRIS, Kyle | 22-9 | 450:35 | 20.5 | 39-89 | .438 | 19-53 | .358 | 13-16 | .813 | 11 | 62 | 73 | 3.3 | 42 | 1 | 25 | 22 | 5 | 4 | 110 | 5.0 | | |
| 25 | BRADLEY, Ryan | 12-0 | 126:07 | 10.5 | 16-35 | .457 | 1-8 | .125 | 3-4 | .750 | 11 | 18 | 29 | 2.4 | 24 | 0 | 7 | 13 | 5 | 7 | 36 | 3.0 | | |
| 10 | WILLIAMS, Donte' | 13-0 | 86:02 | 6.6 | 12-22 | .545 | 5-12 | .417 | 0-0 | .000 | 3 | 9 | 12 | 0.9 | 10 | 0 | 4 | 6 | 2 | 1 | 29 | 2.2 | | |
| 3 | HOLT, Tajmin | 22-0 | 199:06 | 9.1 | 17-54 | .315 | 4-18 | .222 | 2-6 | .333 | 9 | 17 | 26 | 1.2 | 16 | 0 | 16 | 14 | 8 | 10 | 40 | 1.8 | | |
| 24 | BASDEN, Ziv | 9-0 | 20:03 | 2.2 | 6-9 | .667 | 0-1 | .000 | 0-0 | .000 | 2 | 2 | 4 | 0.4 | 5 | 0 | 2 | 1 | 1 | 0 | 12 | 1.3 | | |
| 20 | SALZBERG, Ryan | 16-0 | 69:43 | 4.4 | 8-14 | .571 | 4-9 | .444 | 1-1 | 1.000 | 2 | 5 | 7 | 0.4 | 6 | 0 | 3 | 0 | 1 | 6 | 21 | 1.3 | | |
| 34 | LUKE, Chris | 20-2 | 76:45 | 3.8 | 10-17 | .588 | 0-0 | .000 | 1-2 | .500 | 11 | 13 | 24 | 1.2 | 18 | 0 | 2 | 5 | 1 | 1 | 21 | 1.1 | | |
| 14 | HINES, Da'Shawn | 8-0 | 14:04 | 1.8 | 2-2 | 1.000 | 1-1 | 1.000 | 0-0 | .000 | 0 | 0 | 0 | 0.0 | 0 | 0 | 2 | 0 | 0 | 1 | 5 | 0.6 | | |
| 4 | DUAH, Jeffrey | 6-0 | 07:37 | 1.3 | 1-2 | .500 | 0-0 | .000 | 0-2 | .000 | 0 | 2 | 2 | 0.3 | 0 | 0 | 2 | 1 | 0 | 0 | 2 | 0.3 | | |
| Team | | | | | | | | | | | 25 | 39 | 64 | | | | | 3 | | | | | | |
| Total | | 22 | 4400 | | 635-1338 | .475 | 202-541 | .373 | 304-406 | .749 | 231 | 602 | 833 | 37.9 | 354 | 4 | 301 | 337 | 76 | 149 | 1776 | 80.7 | | |
| Opponents | | 22 | 4400 | | 587-1355 | .433 | 180-538 | .335 | 239-332 | .720 | 203 | 529 | 732 | 33.3 | 403 | 6 | 271 | 337 | 59 | 162 | 1593 | 72.4 | | |

Team Statistics

| | DAEMEN | OPP |
|------------------------|-----------------|-----------------|
| Scoring | 1776 | 1593 |
| Points per game | 80.7 | 72.4 |
| Scoring margin | +8.3 | - |
| Field goals-att | 635-1338 | 587-1355 |
| Field goal pct | .475 | .433 |
| 3 point fg-att | 202-541 | 180-538 |
| 3-point FG pct | .373 | .335 |
| 3-pt FG made per game | 9.2 | 8.2 |
| Free throws-att | 304-406 | 239-332 |
| Free throw pct | .749 | .720 |
| F-Throws made per game | 13.8 | 10.9 |
| Rebounds | 833 | 732 |
| Rebounds per game | 37.9 | 33.3 |
| Rebounding margin | +4.6 | - |
| Assists | 301 | 271 |
| Assists per game | 13.7 | 12.3 |
| Turnovers | 337 | 337 |
| Turnovers per game | 15.3 | 15.3 |
| Turnover margin | 0.0 | - |
| Assist/turnover ratio | 0.9 | 0.8 |
| Steals | 149 | 162 |
| Steals per game | 6.8 | 7.4 |
| Blocks | 76 | 59 |
| Blocks per game | 3.5 | 2.7 |
| Winning streak | 3 | - |
| Home win streak | 2 | - |
| Attendance | 3656 | 1314 |
| Home games-Avg/Game | 12-305 | 8-164 |
| Neutral site-Avg/Game | - | 2-1145 |

Team Results

| Date | Opponent | | Score | Att. |
|------------|-----------------------|---|--------|------|
| 11/01/2019 | vs Northwest Mo. St. | L | 65-85 | 685 |
| 11/02/2019 | vs Missouri Western | W | 68-64 | 1604 |
| 11/08/2019 | Felician | W | 95-80 | 450 |
| 11/09/2019 | Nyack | W | 80-74 | 380 |
| 11/14/2019 | Mercyhurst | W | 67-65 | 375 |
| 11/16/2019 | West Liberty | W | 98-83 | 408 |
| 11/19/2019 | Le Moyne | W | 89-79 | 384 |
| 11/23/2019 | Wilmington (DE) | W | 83-81 | 1025 |
| 11/30/2019 | at USciences | W | 83-57 | 110 |
| 12/04/2019 | Salem (WV) | W | 89-59 | 245 |
| 12/07/2019 | Roberts Wesleyan | W | 96-70 | 389 |
| 12/13/2019 | at Mercy | W | 103-59 | 114 |
| 12/15/2019 | at St. Thomas Aquinas | L | 80-87 | 137 |
| 12/19/2019 | at Saint Rose | W | 96-88 | 119 |
| 01/01/2020 | at St. Anselm | L | 59-87 | 312 |
| 01/02/2020 | at Saint Michael's | W | 72-68 | 334 |
| 01/04/2020 | at Stonehill | L | 76-82 | 188 |
| 01/10/2020 | Queens (NY) | W | 65-57 | 0 |
| 01/12/2020 | Bridgeport | L | 64-67 | 0 |
| 01/19/2020 | at Dist. Columbia | W | 65-61 | 0 |
| 01/24/2020 | Molloy | W | 91-83 | 0 |
| 01/26/2020 | New York Tech | W | 92-57 | 0 |



**2019-20 Daemen Men's Basketball
Individual Game-by-Game
All games**

Page 1/15
as of Jan 30, 2020

#2 HARRIS, Breon

| Opponent | Date | GS | MIN | Total | | 3-Pointers | | Free throws | | Rebounds | | | | PF | A | T/O | BLK | STL | PTS | AVG |
|-----------------------|------------|----|------------------|---------------|-------------|--------------|-------------|--------------|-------------|-----------|-----------|-----------|------------|-----------|-----------|-----------|----------|-----------|------------|-------------|
| | | | | FG-FGA | PCT | 3FG-3FGA | PCT | FT-FTA | PCT | OFF | DEF | TOT | AVG | | | | | | | |
| vs Northwest Mo. St. | 11/01/2019 | * | 11:30 | 0-3 | .000 | 0-3 | .000 | 0-0 | .000 | 0 | 1 | 1 | 1.0 | 5 | 0 | 3 | 0 | 0 | 0 | 0.0 |
| Felician | 11/08/2019 | * | 34:12 | 7-16 | .438 | 2-6 | .333 | 2-4 | .500 | 2 | 5 | 7 | 4.0 | 3 | 6 | 4 | 0 | 3 | 18 | 9.0 |
| Nyack | 11/09/2019 | * | 31:55 | 4-11 | .364 | 2-5 | .400 | 1-2 | .500 | 2 | 9 | 11 | 6.3 | 4 | 7 | 3 | 0 | 1 | 11 | 9.7 |
| Mercyhurst | 11/14/2019 | * | 21:23 | 1-6 | .167 | 0-3 | .000 | 2-2 | 1.000 | 0 | 1 | 1 | 5.0 | 4 | 1 | 4 | 0 | 0 | 4 | 8.3 |
| West Liberty | 11/16/2019 | * | 29:02 | 5-11 | .455 | 3-6 | .500 | 4-7 | .571 | 0 | 3 | 3 | 4.6 | 3 | 2 | 6 | 0 | 4 | 17 | 10.0 |
| Le Moyne | 11/19/2019 | * | 30:44 | 5-14 | .357 | 4-7 | .571 | 0-0 | .000 | 0 | 4 | 4 | 4.5 | 3 | 2 | 1 | 0 | 2 | 14 | 10.7 |
| Wilmington (DE) | 11/23/2019 | * | 29:21 | 7-17 | .412 | 4-8 | .500 | 3-4 | .750 | 0 | 4 | 4 | 4.4 | 2 | 3 | 1 | 0 | 3 | 21 | 12.1 |
| at Mercy | 12/13/2019 | | 21:00 | 5-9 | .556 | 1-2 | .500 | 0-0 | .000 | 1 | 5 | 6 | 4.6 | 1 | 2 | 1 | 0 | 3 | 11 | 12.0 |
| at St. Thomas Aquinas | 12/15/2019 | | 25:00 | 7-13 | .538 | 3-7 | .429 | 5-5 | 1.000 | 1 | 3 | 4 | 4.6 | 4 | 1 | 2 | 0 | 1 | 22 | 13.1 |
| at Saint Rose | 12/19/2019 | * | 27:22 | 7-13 | .538 | 2-4 | .500 | 0-0 | .000 | 1 | 0 | 1 | 4.2 | 4 | 1 | 3 | 0 | 2 | 16 | 13.4 |
| at St. Anselm | 01/01/2020 | * | 24:09 | 2-8 | .250 | 0-3 | .000 | 3-3 | 1.000 | 2 | 6 | 8 | 4.5 | 1 | 2 | 4 | 0 | 0 | 7 | 12.8 |
| at Saint Michael's | 01/02/2020 | * | 33:00 | 6-12 | .500 | 0-4 | .000 | 4-6 | .667 | 1 | 7 | 8 | 4.8 | 2 | 1 | 3 | 0 | 2 | 16 | 13.1 |
| at Stonehill | 01/04/2020 | * | 34:43 | 9-14 | .643 | 5-7 | .714 | 0-0 | .000 | 0 | 0 | 0 | 4.5 | 1 | 1 | 3 | 0 | 4 | 23 | 13.8 |
| Queens (NY) | 01/10/2020 | * | 31:57 | 3-11 | .273 | 2-5 | .400 | 2-2 | 1.000 | 2 | 5 | 7 | 4.6 | 3 | 2 | 1 | 0 | 0 | 10 | 13.6 |
| Bridgeport | 01/12/2020 | * | 33:49 | 2-12 | .167 | 0-3 | .000 | 1-2 | .500 | 1 | 3 | 4 | 4.6 | 4 | 2 | 5 | 1 | 3 | 5 | 13.0 |
| at Dist. Columbia | 01/19/2020 | * | 35:00 | 4-11 | .364 | 2-3 | .667 | 0-0 | .000 | 1 | 1 | 2 | 4.4 | 3 | 3 | 4 | 0 | 4 | 10 | 12.8 |
| Molloy | 01/24/2020 | * | 25:40 | 1-8 | .125 | 0-3 | .000 | 2-2 | 1.000 | 0 | 6 | 6 | 4.5 | 2 | 4 | 1 | 0 | 2 | 4 | 12.3 |
| New York Tech | 01/26/2020 | * | 27:19 | 6-11 | .545 | 0-3 | .000 | 2-2 | 1.000 | 0 | 1 | 1 | 4.3 | 0 | 7 | 1 | 0 | 5 | 14 | 12.4 |
| Totals | | | 16 507:06 | 81-200 | .405 | 30-82 | .366 | 31-41 | .756 | 14 | 64 | 78 | 4.3 | 49 | 47 | 50 | 1 | 39 | 223 | 12.4 |

Player Averages

| Games Played | Minutes/game | Points/game | FG Pct | 3FG Pct | FT Pct | Rebounds/game | Assists/game | Turnovers/game | Assist/Turnover ratio | Steals/game | Blocks/game |
|--------------|--------------|-------------|--------|---------|--------|---------------|--------------|----------------|-----------------------|-------------|-------------|
| 18 | 28.2 | 12.4 | 40.5 | 36.6 | 75.6 | 4.3 | 2.6 | 2.8 | 0.9 | 2.2 | 0.1 |



2019-20 Daemen Men's Basketball
Individual Game-by-Game
All games

Page 2/15
as of Jan 30, 2020

#3 HOLT, Tajmin

| Opponent | Date | GS | MIN | Total | | 3-Pointers | | Free throws | | Rebounds | | | | PF | A | T/O | BLK | STL | PTS | | AVG |
|-----------------------|------------|----------|---------------|--------------|-------------|-------------|-------------|-------------|-------------|----------|-----------|-----------|------------|-----------|-----------|-----------|----------|-----------|-----------|------------|-----|
| | | | | FG-FGA | PCT | 3FG-3FGA | PCT | FT-FTA | PCT | OFF | DEF | TOT | AVG | | | | | | | | |
| vs Northwest Mo. St. | 11/01/2019 | | 02:53 | 0-1 | .000 | 0-1 | .000 | 0-0 | .000 | 0 | 0 | 0 | 0.0 | 0 | 0 | 0 | 0 | 0 | 0 | 0 | 0.0 |
| vs Missouri Western | 11/02/2019 | | 04:30 | 0-0 | .000 | 0-0 | .000 | 0-0 | .000 | 1 | 1 | 2 | 1.0 | 2 | 0 | 1 | 0 | 0 | 0 | 0 | 0.0 |
| Felician | 11/08/2019 | | 01:06 | 0-0 | .000 | 0-0 | .000 | 0-0 | .000 | 0 | 0 | 0 | 0.7 | 0 | 0 | 0 | 0 | 0 | 0 | 0 | 0.0 |
| Nyack | 11/09/2019 | | 10:02 | 1-2 | .500 | 1-2 | .500 | 0-0 | .000 | 0 | 0 | 0 | 0.5 | 2 | 0 | 0 | 1 | 0 | 3 | 0.8 | |
| Mercyhurst | 11/14/2019 | | 01:47 | 0-0 | .000 | 0-0 | .000 | 0-0 | .000 | 0 | 0 | 0 | 0.4 | 0 | 0 | 0 | 0 | 0 | 0 | 0 | 0.6 |
| West Liberty | 11/16/2019 | | 06:40 | 0-4 | .000 | 0-2 | .000 | 0-0 | .000 | 1 | 0 | 1 | 0.5 | 0 | 2 | 0 | 0 | 1 | 0 | 0.5 | |
| Le Moyne | 11/19/2019 | | 07:25 | 1-3 | .333 | 0-2 | .000 | 0-0 | .000 | 0 | 0 | 0 | 0.4 | 0 | 0 | 0 | 0 | 0 | 2 | 0.7 | |
| Wilmington (DE) | 11/23/2019 | | 03:34 | 0-2 | .000 | 0-0 | .000 | 0-0 | .000 | 1 | 0 | 1 | 0.5 | 0 | 0 | 0 | 0 | 0 | 0 | 0.6 | |
| at USciences | 11/30/2019 | | 08:47 | 0-2 | .000 | 0-1 | .000 | 0-0 | .000 | 0 | 0 | 0 | 0.4 | 0 | 1 | 0 | 0 | 0 | 0 | 0.6 | |
| Salem (WV) | 12/04/2019 | | 14:21 | 3-6 | .500 | 0-1 | .000 | 0-1 | .000 | 0 | 1 | 1 | 0.5 | 2 | 1 | 2 | 2 | 1 | 6 | 1.1 | |
| Roberts Wesleyan | 12/07/2019 | | 10:16 | 3-6 | .500 | 1-2 | .500 | 0-0 | .000 | 0 | 1 | 1 | 0.5 | 0 | 0 | 0 | 1 | 1 | 7 | 1.6 | |
| at Mercy | 12/13/2019 | | 09:00 | 1-1 | 1.000 | 0-0 | .000 | 0-0 | .000 | 1 | 4 | 5 | 0.9 | 1 | 2 | 1 | 0 | 1 | 2 | 1.7 | |
| at St. Thomas Aquinas | 12/15/2019 | | 03:00 | 0-1 | .000 | 0-0 | .000 | 0-0 | .000 | 0 | 0 | 0 | 0.8 | 2 | 0 | 2 | 0 | 0 | 0 | 1.5 | |
| at Saint Rose | 12/19/2019 | | 19:29 | 2-3 | .667 | 0-1 | .000 | 0-0 | .000 | 1 | 1 | 2 | 0.9 | 0 | 2 | 3 | 1 | 3 | 4 | 1.7 | |
| at St. Anselm | 01/01/2020 | | 08:58 | 0-5 | .000 | 0-1 | .000 | 0-1 | .000 | 0 | 1 | 1 | 0.9 | 1 | 0 | 0 | 0 | 0 | 0 | 1.6 | |
| at Saint Michael's | 01/02/2020 | | 09:00 | 0-1 | .000 | 0-0 | .000 | 2-2 | 1.000 | 0 | 1 | 1 | 0.9 | 1 | 0 | 1 | 0 | 2 | 2 | 1.6 | |
| at Stonehill | 01/04/2020 | | 08:08 | 1-1 | 1.000 | 0-0 | .000 | 0-0 | .000 | 0 | 1 | 1 | 0.9 | 2 | 0 | 1 | 0 | 0 | 2 | 1.6 | |
| Queens (NY) | 01/10/2020 | | 28:58 | 4-6 | .667 | 1-3 | .333 | 0-1 | .000 | 0 | 1 | 1 | 0.9 | 0 | 3 | 1 | 2 | 1 | 9 | 2.1 | |
| Bridgeport | 01/12/2020 | | 11:03 | 0-1 | .000 | 0-0 | .000 | 0-1 | .000 | 1 | 0 | 1 | 0.9 | 3 | 1 | 0 | 0 | 0 | 0 | 1.9 | |
| at Dist. Columbia | 01/19/2020 | | 10:00 | 0-4 | .000 | 0-1 | .000 | 0-0 | .000 | 2 | 1 | 3 | 1.1 | 0 | 1 | 2 | 1 | 0 | 0 | 1.9 | |
| Molloy | 01/24/2020 | | 09:07 | 0-0 | .000 | 0-0 | .000 | 0-0 | .000 | 0 | 1 | 1 | 1.0 | 0 | 2 | 0 | 0 | 0 | 0 | 1.8 | |
| New York Tech | 01/26/2020 | | 11:01 | 1-5 | .200 | 1-1 | 1.000 | 0-0 | .000 | 1 | 3 | 4 | 1.2 | 0 | 1 | 0 | 0 | 0 | 3 | 1.8 | |
| Totals | | 0 | 199:06 | 17-54 | .315 | 4-18 | .222 | 2-6 | .333 | 9 | 17 | 26 | 1.2 | 16 | 16 | 14 | 8 | 10 | 40 | 1.8 | |

Player Averages

| Games Played | Minutes/ game | Points/ game | FG Pct | 3FG Pct | FT Pct | Rebounds/ game | Assists/ game | Turnovers/ game | Assist/Turnover ratio | Steals/ game | Blocks/ game |
|--------------|---------------|--------------|--------|---------|--------|----------------|---------------|-----------------|-----------------------|--------------|--------------|
| 22 | 9.1 | 1.8 | 31.5 | 22.2 | 33.3 | 1.2 | 0.7 | 0.6 | 1.1 | 0.5 | 0.4 |



**2019-20 Daemen Men's Basketball
Individual Game-by-Game
All games**

Page 3/15
as of Jan 30, 2020

#4 DUAH, Jeffrey

| Opponent | Date | GS | MIN | Total | | 3-Pointers | | Free throws | | Rebounds | | | | PF | A | T/O | BLK | STL | PTS | AVG |
|------------------|------------|----------|--------------|------------|-------------|------------|-------------|-------------|-------------|----------|----------|----------|------------|----------|----------|----------|----------|----------|----------|------------|
| | | | | FG-FGA | PCT | 3FG-3FGA | PCT | FT-FTA | PCT | OFF | DEF | TOT | AVG | | | | | | | |
| West Liberty | 11/16/2019 | | 00:32 | 0-0 | .000 | 0-0 | .000 | 0-0 | .000 | 0 | 0 | 0 | 0.0 | 0 | 0 | 1 | 0 | 0 | 0 | 0.0 |
| Salem (WV) | 12/04/2019 | | 00:50 | 0-0 | .000 | 0-0 | .000 | 0-0 | .000 | 0 | 0 | 0 | 0.0 | 0 | 0 | 0 | 0 | 0 | 0 | 0.0 |
| Roberts Wesleyan | 12/07/2019 | | 00:41 | 0-0 | .000 | 0-0 | .000 | 0-0 | .000 | 0 | 0 | 0 | 0.0 | 0 | 0 | 0 | 0 | 0 | 0 | 0.0 |
| at Mercy | 12/13/2019 | | 02:00 | 0-0 | .000 | 0-0 | .000 | 0-0 | .000 | 0 | 1 | 1 | 0.3 | 0 | 0 | 0 | 0 | 0 | 0 | 0.0 |
| at St. Anselm | 01/01/2020 | | 01:24 | 0-0 | .000 | 0-0 | .000 | 0-2 | .000 | 0 | 1 | 1 | 0.4 | 0 | 0 | 0 | 0 | 0 | 0 | 0.0 |
| New York Tech | 01/26/2020 | | 02:11 | 1-2 | .500 | 0-0 | .000 | 0-0 | .000 | 0 | 0 | 0 | 0.3 | 0 | 2 | 0 | 0 | 0 | 2 | 0.3 |
| Totals | | 0 | 07:37 | 1-2 | .500 | 0-0 | .000 | 0-2 | .000 | 0 | 2 | 2 | 0.3 | 0 | 2 | 1 | 0 | 0 | 2 | 0.3 |

Player Averages

| Games Played | Minutes/game | Points/game | FG Pct | 3FG Pct | FT Pct | Rebounds/game | Assists/game | Turnovers/game | Assist/Turnover ratio | Steals/game | Blocks/game |
|--------------|--------------|-------------|--------|---------|--------|---------------|--------------|----------------|-----------------------|-------------|-------------|
| 6 | 1.3 | 0.3 | 50.0 | 0.0 | 0.0 | 0.3 | 0.3 | 0.2 | 2.0 | 0.0 | 0.0 |



2019-20 Daemen Men's Basketball
Individual Game-by-Game
All games

Page 4/15
as of Jan 30, 2020

#5 SARKIS, Jay

| Opponent | Date | GS | MIN | Total | | 3-Pointers | | Free throws | | Rebounds | | | | PF | A | T/O | BLK | STL | PTS | AVG |
|-----------------------|------------|-----------|---------------|---------------|-------------|--------------|-------------|--------------|-------------|----------|-----------|-----------|------------|-----------|-----------|-----------|----------|-----------|------------|------------|
| | | | | FG-FGA | PCT | 3FG-3FGA | PCT | FT-FTA | PCT | OFF | DEF | TOT | AVG | | | | | | | |
| vs Northwest Mo. St. | 11/01/2019 | * | 35:01 | 1-5 | .200 | 0-3 | .000 | 0-0 | .000 | 0 | 0 | 0 | 0.0 | 0 | 2 | 2 | 0 | 0 | 2 | 2.0 |
| vs Missouri Western | 11/02/2019 | * | 37:06 | 2-8 | .250 | 1-4 | .250 | 2-2 | 1.000 | 0 | 1 | 1 | 0.5 | 0 | 1 | 4 | 0 | 0 | 7 | 4.5 |
| Felician | 11/08/2019 | * | 31:49 | 5-9 | .556 | 1-3 | .333 | 0-0 | .000 | 0 | 2 | 2 | 1.0 | 1 | 3 | 1 | 0 | 1 | 11 | 6.7 |
| Nyack | 11/09/2019 | * | 30:46 | 2-11 | .182 | 2-7 | .286 | 0-0 | .000 | 0 | 2 | 2 | 1.3 | 1 | 2 | 2 | 0 | 0 | 6 | 6.5 |
| Mercyhurst | 11/14/2019 | * | 32:53 | 2-2 | 1.000 | 2-2 | 1.000 | 4-6 | .667 | 0 | 0 | 0 | 1.0 | 0 | 1 | 3 | 0 | 2 | 10 | 7.2 |
| Wilmington (DE) | 11/23/2019 | * | 25:40 | 0-4 | .000 | 0-3 | .000 | 0-0 | .000 | 0 | 2 | 2 | 1.2 | 2 | 4 | 1 | 0 | 1 | 0 | 6.0 |
| at USciences | 11/30/2019 | * | 34:47 | 2-7 | .286 | 1-4 | .250 | 1-4 | .250 | 0 | 1 | 1 | 1.1 | 2 | 5 | 2 | 0 | 2 | 6 | 6.0 |
| Salem (WV) | 12/04/2019 | * | 29:56 | 4-9 | .444 | 3-7 | .429 | 0-0 | .000 | 2 | 4 | 6 | 1.8 | 0 | 8 | 2 | 0 | 3 | 11 | 6.6 |
| Roberts Wesleyan | 12/07/2019 | * | 35:28 | 5-8 | .625 | 2-5 | .400 | 2-2 | 1.000 | 0 | 1 | 1 | 1.7 | 1 | 0 | 1 | 0 | 3 | 14 | 7.4 |
| at Mercy | 12/13/2019 | * | 23:00 | 3-6 | .500 | 2-4 | .500 | 1-1 | 1.000 | 0 | 2 | 2 | 1.7 | 0 | 3 | 1 | 0 | 0 | 9 | 7.6 |
| at St. Thomas Aquinas | 12/15/2019 | * | 32:00 | 1-4 | .250 | 1-3 | .333 | 1-2 | .500 | 0 | 3 | 3 | 1.8 | 3 | 1 | 0 | 0 | 0 | 4 | 7.3 |
| at Saint Rose | 12/19/2019 | * | 35:31 | 2-5 | .400 | 1-3 | .333 | 2-6 | .333 | 0 | 0 | 0 | 1.7 | 1 | 7 | 3 | 0 | 0 | 7 | 7.3 |
| at St. Anselm | 01/01/2020 | * | 28:54 | 2-6 | .333 | 0-2 | .000 | 1-2 | .500 | 0 | 4 | 4 | 1.8 | 0 | 3 | 3 | 0 | 1 | 5 | 7.1 |
| at Saint Michael's | 01/02/2020 | * | 37:00 | 4-10 | .400 | 3-7 | .429 | 1-2 | .500 | 0 | 0 | 0 | 1.7 | 0 | 6 | 0 | 0 | 0 | 12 | 7.4 |
| at Stonehill | 01/04/2020 | * | 32:07 | 2-5 | .400 | 1-3 | .333 | 0-0 | .000 | 0 | 4 | 4 | 1.9 | 1 | 3 | 1 | 0 | 1 | 5 | 7.3 |
| Queens (NY) | 01/10/2020 | * | 36:17 | 3-8 | .375 | 2-5 | .400 | 0-0 | .000 | 0 | 2 | 2 | 1.9 | 2 | 3 | 5 | 0 | 0 | 8 | 7.3 |
| Bridgeport | 01/12/2020 | * | 29:33 | 1-5 | .200 | 0-2 | .000 | 0-0 | .000 | 0 | 5 | 5 | 2.1 | 1 | 1 | 4 | 0 | 0 | 2 | 7.0 |
| at Dist. Columbia | 01/19/2020 | * | 35:00 | 5-8 | .625 | 1-3 | .333 | 0-0 | .000 | 0 | 6 | 6 | 2.3 | 0 | 0 | 4 | 0 | 0 | 11 | 7.2 |
| Molloy | 01/24/2020 | * | 38:26 | 6-13 | .462 | 4-9 | .444 | 4-6 | .667 | 0 | 4 | 4 | 2.4 | 0 | 2 | 4 | 1 | 2 | 20 | 7.9 |
| New York Tech | 01/26/2020 | * | 29:06 | 5-10 | .500 | 2-3 | .667 | 2-3 | .667 | 0 | 1 | 1 | 2.3 | 1 | 1 | 3 | 0 | 0 | 14 | 8.2 |
| Totals | | 20 | 650:19 | 57-143 | .399 | 29-82 | .354 | 21-36 | .583 | 2 | 44 | 46 | 2.3 | 16 | 56 | 46 | 1 | 16 | 164 | 8.2 |

Player Averages

| Games Played | Minutes/game | Points/game | FG Pct | 3FG Pct | FT Pct | Rebounds/game | Assists/game | Turnovers/game | Assist/Turnover ratio | Steals/game | Blocks/game |
|--------------|--------------|-------------|--------|---------|--------|---------------|--------------|----------------|-----------------------|-------------|-------------|
| 20 | 32.5 | 8.2 | 39.9 | 35.4 | 58.3 | 2.3 | 2.8 | 2.3 | 1.2 | 0.8 | 0.1 |



2019-20 Daemen Men's Basketball
Individual Game-by-Game
All games

Page 5/15
as of Jan 30, 2020

#10 WILLIAMS, Donte'

| Opponent | Date | GS | MIN | Total | | 3-Pointers | | Free throws | | Rebounds | | | | PF | A | T/O | BLK | STL | PTS | AVG |
|-----------------------|------------|----------|--------------|--------------|-------------|-------------|-------------|-------------|-------------|----------|----------|-----------|------------|-----------|----------|----------|----------|----------|-----------|------------|
| | | | | FG-FGA | PCT | 3FG-3FGA | PCT | FT-FTA | PCT | OFF | DEF | TOT | AVG | | | | | | | |
| vs Northwest Mo. St. | 11/01/2019 | | 14:34 | 3-4 | .750 | 2-3 | .667 | 0-0 | .000 | 0 | 0 | 0 | 0.0 | 2 | 2 | 2 | 0 | 0 | 8 | 8.0 |
| vs Missouri Western | 11/02/2019 | | 10:35 | 2-3 | .667 | 1-2 | .500 | 0-0 | .000 | 2 | 1 | 3 | 1.5 | 0 | 0 | 1 | 0 | 0 | 5 | 6.5 |
| Felician | 11/08/2019 | | 14:47 | 2-4 | .500 | 0-2 | .000 | 0-0 | .000 | 0 | 4 | 4 | 2.3 | 1 | 2 | 1 | 0 | 0 | 4 | 5.7 |
| Nyack | 11/09/2019 | | 05:06 | 0-1 | .000 | 0-1 | .000 | 0-0 | .000 | 0 | 0 | 0 | 1.8 | 0 | 0 | 0 | 0 | 0 | 0 | 4.3 |
| Mercyhurst | 11/14/2019 | | 01:08 | 0-0 | .000 | 0-0 | .000 | 0-0 | .000 | 0 | 0 | 0 | 1.4 | 0 | 0 | 0 | 0 | 0 | 0 | 3.4 |
| West Liberty | 11/16/2019 | | 02:43 | 2-2 | 1.000 | 0-0 | .000 | 0-0 | .000 | 0 | 0 | 0 | 1.2 | 1 | 0 | 0 | 0 | 0 | 4 | 3.5 |
| Le Moyne | 11/19/2019 | | 06:47 | 1-1 | 1.000 | 0-0 | .000 | 0-0 | .000 | 0 | 1 | 1 | 1.1 | 0 | 0 | 0 | 0 | 0 | 2 | 3.3 |
| Wilmington (DE) | 11/23/2019 | | 03:06 | 0-0 | .000 | 0-0 | .000 | 0-0 | .000 | 0 | 1 | 1 | 1.1 | 1 | 0 | 0 | 0 | 1 | 0 | 2.9 |
| at USciences | 11/30/2019 | | 06:36 | 2-4 | .500 | 2-3 | .667 | 0-0 | .000 | 0 | 0 | 0 | 1.0 | 2 | 0 | 0 | 0 | 0 | 6 | 3.2 |
| Salem (WV) | 12/04/2019 | | 04:52 | 0-1 | .000 | 0-0 | .000 | 0-0 | .000 | 1 | 2 | 3 | 1.2 | 0 | 0 | 2 | 1 | 0 | 0 | 2.9 |
| Roberts Wesleyan | 12/07/2019 | | 01:48 | 0-1 | .000 | 0-0 | .000 | 0-0 | .000 | 0 | 0 | 0 | 1.1 | 0 | 0 | 0 | 0 | 0 | 0 | 2.6 |
| at Mercy | 12/13/2019 | | 14:00 | 0-1 | .000 | 0-1 | .000 | 0-0 | .000 | 0 | 0 | 0 | 1.0 | 2 | 0 | 0 | 1 | 0 | 0 | 2.4 |
| at St. Thomas Aquinas | 12/15/2019 | | 00:00 | 0-0 | .000 | 0-0 | .000 | 0-0 | .000 | 0 | 0 | 0 | 0.9 | 1 | 0 | 0 | 0 | 0 | 0 | 2.2 |
| Totals | | 0 | 86:02 | 12-22 | .545 | 5-12 | .417 | 0-0 | .000 | 3 | 9 | 12 | 0.9 | 10 | 4 | 6 | 2 | 1 | 29 | 2.2 |

Player Averages

| Games Played | Minutes/game | Points/game | FG Pct | 3FG Pct | FT Pct | Rebounds/game | Assists/game | Turnovers/game | Assist/Turnover ratio | Steals/game | Blocks/game |
|--------------|--------------|-------------|--------|---------|--------|---------------|--------------|----------------|-----------------------|-------------|-------------|
| 13 | 6.6 | 2.2 | 54.5 | 41.7 | 0.0 | 0.9 | 0.3 | 0.5 | 0.7 | 0.1 | 0.2 |



**2019-20 Daemen Men's Basketball
Individual Game-by-Game
All games**

Page 6/15
as of Jan 30, 2020

#12 HARRIS, Kyle

| Opponent | Date | GS | MIN | Total | | 3-Pointers | | Free throws | | Rebounds | | | | PF | A | T/O | BLK | STL | PTS | AVG |
|-----------------------|------------|----------|---------------|--------------|-------------|--------------|-------------|--------------|-------------|-----------|-----------|-----------|------------|-----------|-----------|-----------|----------|----------|------------|------------|
| | | | | FG-FGA | PCT | 3FG-3FGA | PCT | FT-FTA | PCT | OFF | DEF | TOT | AVG | | | | | | | |
| vs Northwest Mo. St. | 11/01/2019 | | 21:42 | 1-4 | .250 | 1-4 | .250 | 2-2 | 1.000 | 0 | 2 | 2 | 2.0 | 4 | 2 | 0 | 0 | 1 | 5 | 5.0 |
| vs Missouri Western | 11/02/2019 | | 19:17 | 5-9 | .556 | 1-4 | .250 | 0-0 | .000 | 1 | 1 | 2 | 2.0 | 5 | 0 | 2 | 0 | 0 | 11 | 8.0 |
| Felician | 11/08/2019 | | 15:30 | 4-4 | 1.000 | 2-2 | 1.000 | 0-0 | .000 | 0 | 2 | 2 | 2.0 | 1 | 0 | 2 | 0 | 0 | 10 | 8.7 |
| Nyack | 11/09/2019 | | 08:05 | 0-1 | .000 | 0-0 | .000 | 0-0 | .000 | 0 | 0 | 0 | 1.5 | 0 | 1 | 2 | 0 | 0 | 0 | 6.5 |
| Mercyhurst | 11/14/2019 | | 23:39 | 5-5 | 1.000 | 1-1 | 1.000 | 0-0 | .000 | 1 | 2 | 3 | 1.8 | 2 | 1 | 2 | 0 | 0 | 11 | 7.4 |
| West Liberty | 11/16/2019 | * | 29:55 | 3-6 | .500 | 3-5 | .600 | 2-2 | 1.000 | 0 | 4 | 4 | 2.2 | 2 | 0 | 5 | 0 | 0 | 11 | 8.0 |
| Le Moyne | 11/19/2019 | * | 29:48 | 3-5 | .600 | 1-3 | .333 | 0-0 | .000 | 2 | 1 | 3 | 2.3 | 2 | 4 | 1 | 1 | 0 | 7 | 7.9 |
| Wilmington (DE) | 11/23/2019 | | 19:43 | 1-3 | .333 | 1-2 | .500 | 0-0 | .000 | 2 | 2 | 4 | 2.5 | 2 | 3 | 0 | 0 | 0 | 3 | 7.3 |
| at USciences | 11/30/2019 | * | 19:20 | 2-6 | .333 | 1-4 | .250 | 2-2 | 1.000 | 1 | 0 | 1 | 2.3 | 4 | 2 | 0 | 1 | 0 | 7 | 7.2 |
| Salem (WV) | 12/04/2019 | * | 27:54 | 5-8 | .625 | 4-6 | .667 | 0-0 | .000 | 0 | 7 | 7 | 2.8 | 1 | 1 | 1 | 0 | 0 | 14 | 7.9 |
| Roberts Wesleyan | 12/07/2019 | * | 22:31 | 1-3 | .333 | 0-1 | .000 | 2-2 | 1.000 | 0 | 3 | 3 | 2.8 | 3 | 1 | 2 | 0 | 0 | 4 | 7.5 |
| at Mercy | 12/13/2019 | * | 21:00 | 2-5 | .400 | 1-4 | .250 | 0-0 | .000 | 1 | 2 | 3 | 2.8 | 0 | 1 | 0 | 0 | 0 | 5 | 7.3 |
| at St. Thomas Aquinas | 12/15/2019 | * | 24:00 | 1-4 | .250 | 0-2 | .000 | 1-2 | .500 | 0 | 2 | 2 | 2.8 | 4 | 1 | 0 | 1 | 1 | 3 | 7.0 |
| at Saint Rose | 12/19/2019 | * | 23:16 | 1-3 | .333 | 0-1 | .000 | 2-2 | 1.000 | 0 | 2 | 2 | 2.7 | 4 | 5 | 1 | 0 | 0 | 4 | 6.8 |
| at St. Anselm | 01/01/2020 | * | 26:29 | 2-5 | .400 | 1-3 | .333 | 2-4 | .500 | 2 | 3 | 5 | 2.9 | 1 | 0 | 0 | 0 | 0 | 7 | 6.8 |
| at Saint Michael's | 01/02/2020 | | 16:00 | 0-1 | .000 | 0-0 | .000 | 0-0 | .000 | 0 | 0 | 0 | 2.7 | 0 | 0 | 0 | 0 | 0 | 0 | 6.4 |
| at Stonehill | 01/04/2020 | | 14:43 | 0-5 | .000 | 0-4 | .000 | 0-0 | .000 | 1 | 3 | 4 | 2.8 | 2 | 0 | 0 | 0 | 1 | 0 | 6.0 |
| Queens (NY) | 01/10/2020 | | 19:57 | 2-2 | 1.000 | 2-2 | 1.000 | 0-0 | .000 | 0 | 5 | 5 | 2.9 | 0 | 1 | 2 | 0 | 0 | 6 | 6.0 |
| Bridgeport | 01/12/2020 | | 17:27 | 0-3 | .000 | 0-2 | .000 | 0-0 | .000 | 0 | 6 | 6 | 3.1 | 1 | 1 | 0 | 1 | 0 | 0 | 5.7 |
| at Dist. Columbia | 01/19/2020 | | 12:00 | 0-1 | .000 | 0-0 | .000 | 0-0 | .000 | 0 | 4 | 4 | 3.1 | 2 | 0 | 0 | 0 | 0 | 0 | 5.4 |
| Molloy | 01/24/2020 | | 20:23 | 1-5 | .200 | 0-2 | .000 | 0-0 | .000 | 0 | 3 | 3 | 3.1 | 0 | 1 | 2 | 1 | 1 | 2 | 5.2 |
| New York Tech | 01/26/2020 | | 17:56 | 0-1 | .000 | 0-1 | .000 | 0-0 | .000 | 0 | 8 | 8 | 3.3 | 2 | 0 | 0 | 0 | 0 | 0 | 5.0 |
| Totals | | 9 | 450:35 | 39-89 | .438 | 19-53 | .358 | 13-16 | .813 | 11 | 62 | 73 | 3.3 | 42 | 25 | 22 | 5 | 4 | 110 | 5.0 |

Player Averages

| Games Played | Minutes/ game | Points/ game | FG Pct | 3FG Pct | FT Pct | Rebounds/ game | Assists/ game | Turnovers/ game | Assist/Turnover ratio | Steals/ game | Blocks/ game |
|--------------|---------------|--------------|--------|---------|--------|----------------|---------------|-----------------|-----------------------|--------------|--------------|
| 22 | 20.5 | 5.0 | 43.8 | 35.8 | 81.3 | 3.3 | 1.1 | 1.0 | 1.1 | 0.2 | 0.2 |



**2019-20 Daemen Men's Basketball
Individual Game-by-Game
All games**

Page 7/15
as of Jan 30, 2020

#14 HINES, Da'Shawn

| Opponent | Date | GS | MIN | Total | | 3-Pointers | | Free throws | | Rebounds | | | | PF | A | T/O | BLK | STL | PTS | AVG |
|------------------|------------|----------|--------------|------------|--------------|------------|--------------|-------------|-------------|----------|----------|----------|------------|----------|----------|----------|----------|----------|----------|------------|
| | | | | FG-FGA | PCT | 3FG-3FGA | PCT | FT-FTA | PCT | OFF | DEF | TOT | AVG | | | | | | | |
| West Liberty | 11/16/2019 | | 00:37 | 0-0 | .000 | 0-0 | .000 | 0-0 | .000 | 0 | 0 | 0 | 0.0 | 0 | 0 | 0 | 0 | 0 | 0 | 0.0 |
| at USciences | 11/30/2019 | | 01:13 | 0-0 | .000 | 0-0 | .000 | 0-0 | .000 | 0 | 0 | 0 | 0.0 | 0 | 0 | 0 | 0 | 0 | 0 | 0.0 |
| Salem (WV) | 12/04/2019 | | 00:50 | 1-1 | 1.000 | 0-0 | .000 | 0-0 | .000 | 0 | 0 | 0 | 0.0 | 0 | 0 | 0 | 0 | 0 | 2 | 0.7 |
| Roberts Wesleyan | 12/07/2019 | | 00:54 | 1-1 | 1.000 | 1-1 | 1.000 | 0-0 | .000 | 0 | 0 | 0 | 0.0 | 0 | 0 | 0 | 0 | 0 | 3 | 1.3 |
| at Mercy | 12/13/2019 | | 05:00 | 0-0 | .000 | 0-0 | .000 | 0-0 | .000 | 0 | 0 | 0 | 0.0 | 0 | 2 | 0 | 0 | 1 | 0 | 1.0 |
| at Saint Rose | 12/19/2019 | | 00:17 | 0-0 | .000 | 0-0 | .000 | 0-0 | .000 | 0 | 0 | 0 | 0.0 | 0 | 0 | 0 | 0 | 0 | 0 | 0.8 |
| at St. Anselm | 01/01/2020 | | 03:13 | 0-0 | .000 | 0-0 | .000 | 0-0 | .000 | 0 | 0 | 0 | 0.0 | 0 | 0 | 0 | 0 | 0 | 0 | 0.7 |
| New York Tech | 01/26/2020 | | 02:00 | 0-0 | .000 | 0-0 | .000 | 0-0 | .000 | 0 | 0 | 0 | 0.0 | 0 | 0 | 0 | 0 | 0 | 0 | 0.6 |
| Totals | | 0 | 14:04 | 2-2 | 1.000 | 1-1 | 1.000 | 0-0 | .000 | 0 | 0 | 0 | 0.0 | 0 | 2 | 0 | 0 | 1 | 5 | 0.6 |

Player Averages

| Games Played | Minutes/ game | Points/ game | FG Pct | 3FG Pct | FT Pct | Rebounds/ game | Assists/ game | Turnovers/ game | Assist/Turnover ratio | Steals/ game | Blocks/ game |
|--------------|---------------|--------------|--------|---------|--------|----------------|---------------|-----------------|-----------------------|--------------|--------------|
| 8 | 1.8 | 0.6 | 100.0 | 100.0 | 0.0 | 0.0 | 0.3 | 0.0 | 2.0 | 0.1 | 0.0 |



**2019-20 Daemen Men's Basketball
Individual Game-by-Game
All games**

Page 8/15
as of Jan 30, 2020

#15 SLACK, Keith

| Opponent | Date | GS | MIN | Total | | 3-Pointers | | Free throws | | Rebounds | | | | PF | A | T/O | BLK | STL | PTS | AVG |
|-----------------------|------------|----|--------|--------|------|------------|------|-------------|-------|----------|-----|-----|-----|----|----|-----|-----|-----|-----|-----|
| | | | | FG-FGA | PCT | 3FG-3FGA | PCT | FT-FTA | PCT | OFF | DEF | TOT | AVG | | | | | | | |
| vs Northwest Mo. St. | 11/01/2019 | | 14:24 | 1-2 | .500 | 1-2 | .500 | 0-0 | .000 | 0 | 1 | 1 | 1.0 | 0 | 0 | 0 | 0 | 0 | 3 | 3.0 |
| vs Missouri Western | 11/02/2019 | * | 23:19 | 4-9 | .444 | 3-7 | .429 | 0-0 | .000 | 0 | 2 | 2 | 1.5 | 3 | 0 | 1 | 0 | 0 | 11 | 7.0 |
| Felician | 11/08/2019 | | 11:45 | 2-3 | .667 | 1-2 | .500 | 0-0 | .000 | 0 | 0 | 0 | 1.0 | 1 | 0 | 0 | 0 | 0 | 5 | 6.3 |
| Nyack | 11/09/2019 | | 11:13 | 1-3 | .333 | 0-2 | .000 | 0-0 | .000 | 0 | 2 | 2 | 1.3 | 1 | 2 | 1 | 0 | 0 | 2 | 5.3 |
| West Liberty | 11/16/2019 | | 19:48 | 2-6 | .333 | 2-5 | .400 | 0-0 | .000 | 0 | 2 | 2 | 1.4 | 1 | 3 | 3 | 0 | 1 | 6 | 5.4 |
| Le Moyne | 11/19/2019 | | 16:22 | 2-8 | .250 | 1-6 | .167 | 2-2 | 1.000 | 1 | 1 | 2 | 1.5 | 0 | 2 | 0 | 0 | 0 | 7 | 5.7 |
| Wilmington (DE) | 11/23/2019 | | 08:39 | 1-3 | .333 | 1-2 | .500 | 0-0 | .000 | 1 | 0 | 1 | 1.4 | 0 | 1 | 0 | 0 | 1 | 3 | 5.3 |
| at USciences | 11/30/2019 | | 16:25 | 4-8 | .500 | 2-4 | .500 | 0-0 | .000 | 0 | 1 | 1 | 1.4 | 0 | 2 | 1 | 0 | 0 | 10 | 5.9 |
| Salem (WV) | 12/04/2019 | | 16:24 | 1-4 | .250 | 0-3 | .000 | 0-0 | .000 | 0 | 4 | 4 | 1.7 | 1 | 3 | 2 | 0 | 1 | 2 | 5.4 |
| Roberts Wesleyan | 12/07/2019 | | 17:24 | 2-3 | .667 | 1-2 | .500 | 6-6 | 1.000 | 0 | 3 | 3 | 1.8 | 1 | 0 | 1 | 0 | 0 | 11 | 6.0 |
| at Mercy | 12/13/2019 | | 13:00 | 5-6 | .833 | 5-6 | .833 | 0-0 | .000 | 0 | 1 | 1 | 1.7 | 0 | 1 | 0 | 0 | 1 | 15 | 6.8 |
| at St. Thomas Aquinas | 12/15/2019 | | 05:00 | 0-1 | .000 | 0-0 | .000 | 0-0 | .000 | 0 | 0 | 0 | 1.6 | 1 | 0 | 1 | 0 | 0 | 0 | 6.3 |
| Totals | | 1 | 173:44 | 25-56 | .446 | 17-41 | .415 | 8-8 | 1.000 | 2 | 17 | 19 | 1.6 | 9 | 14 | 10 | 0 | 4 | 75 | 6.3 |

Player Averages

| Games Played | Minutes/game | Points/game | FG Pct | 3FG Pct | FT Pct | Rebounds/game | Assists/game | Turnovers/game | Assist/Turnover ratio | Steals/game | Blocks/game |
|--------------|--------------|-------------|--------|---------|--------|---------------|--------------|----------------|-----------------------|-------------|-------------|
| 12 | 14.5 | 6.3 | 44.6 | 41.5 | 100.0 | 1.6 | 1.2 | 0.8 | 1.4 | 0.3 | 0.0 |



2019-20 Daemen Men's Basketball
Individual Game-by-Game
All games

Page 9/15
as of Jan 30, 2020

#20 SALZBERG, Ryan

| Opponent | Date | GS | MIN | Total | | 3-Pointers | | Free throws | | Rebounds | | | | PF | A | T/O | BLK | STL | PTS | AVG |
|-----------------------|------------|----------|--------------|-------------|-------------|------------|-------------|-------------|--------------|----------|----------|----------|------------|----------|----------|----------|----------|----------|-----------|------------|
| | | | | FG-FGA | PCT | 3FG-3FGA | PCT | FT-FTA | PCT | OFF | DEF | TOT | AVG | | | | | | | |
| Mercyhurst | 11/14/2019 | | 00:02 | 0-0 | .000 | 0-0 | .000 | 0-0 | .000 | 0 | 0 | 0 | 0.0 | 0 | 0 | 0 | 0 | 0 | 0 | 0.0 |
| West Liberty | 11/16/2019 | | 00:38 | 0-0 | .000 | 0-0 | .000 | 0-0 | .000 | 0 | 0 | 0 | 0.0 | 0 | 0 | 0 | 0 | 0 | 0 | 0.0 |
| Le Moyne | 11/19/2019 | | 03:06 | 1-1 | 1.000 | 0-0 | .000 | 0-0 | .000 | 0 | 0 | 0 | 0.0 | 0 | 0 | 0 | 0 | 2 | 2 | 0.7 |
| at USciences | 11/30/2019 | | 03:16 | 0-0 | .000 | 0-0 | .000 | 0-0 | .000 | 0 | 0 | 0 | 0.0 | 1 | 0 | 0 | 0 | 0 | 0 | 0.5 |
| Salem (WV) | 12/04/2019 | | 04:01 | 1-2 | .500 | 1-2 | .500 | 0-0 | .000 | 2 | 0 | 2 | 0.4 | 0 | 0 | 0 | 0 | 1 | 3 | 1.0 |
| Roberts Wesleyan | 12/07/2019 | | 03:43 | 0-0 | .000 | 0-0 | .000 | 0-0 | .000 | 0 | 0 | 0 | 0.3 | 1 | 0 | 0 | 0 | 0 | 0 | 0.8 |
| at Mercy | 12/13/2019 | | 06:00 | 4-4 | 1.000 | 3-3 | 1.000 | 0-0 | .000 | 0 | 2 | 2 | 0.6 | 1 | 0 | 0 | 0 | 0 | 11 | 2.3 |
| at St. Thomas Aquinas | 12/15/2019 | | 01:00 | 0-0 | .000 | 0-0 | .000 | 0-0 | .000 | 0 | 0 | 0 | 0.5 | 0 | 0 | 0 | 0 | 0 | 0 | 2.0 |
| at Saint Rose | 12/19/2019 | | 15:02 | 1-3 | .333 | 0-2 | .000 | 1-1 | 1.000 | 0 | 1 | 1 | 0.6 | 1 | 3 | 0 | 0 | 0 | 3 | 2.1 |
| at St. Anselm | 01/01/2020 | | 13:23 | 1-3 | .333 | 0-2 | .000 | 0-0 | .000 | 0 | 1 | 1 | 0.6 | 1 | 0 | 0 | 1 | 0 | 2 | 2.1 |
| at Saint Michael's | 01/02/2020 | | 03:00 | 0-0 | .000 | 0-0 | .000 | 0-0 | .000 | 0 | 0 | 0 | 0.5 | 0 | 0 | 0 | 0 | 0 | 0 | 1.9 |
| Queens (NY) | 01/10/2020 | | 03:24 | 0-0 | .000 | 0-0 | .000 | 0-0 | .000 | 0 | 1 | 1 | 0.6 | 0 | 0 | 0 | 0 | 0 | 0 | 1.8 |
| Bridgeport | 01/12/2020 | | 00:47 | 0-0 | .000 | 0-0 | .000 | 0-0 | .000 | 0 | 0 | 0 | 0.5 | 1 | 0 | 0 | 0 | 0 | 0 | 1.6 |
| at Dist. Columbia | 01/19/2020 | | 03:00 | 0-1 | .000 | 0-0 | .000 | 0-0 | .000 | 0 | 0 | 0 | 0.5 | 0 | 0 | 0 | 0 | 1 | 0 | 1.5 |
| Molloy | 01/24/2020 | | 03:25 | 0-0 | .000 | 0-0 | .000 | 0-0 | .000 | 0 | 0 | 0 | 0.5 | 0 | 0 | 0 | 0 | 0 | 0 | 1.4 |
| New York Tech | 01/26/2020 | | 05:57 | 0-0 | .000 | 0-0 | .000 | 0-0 | .000 | 0 | 0 | 0 | 0.4 | 0 | 0 | 0 | 0 | 2 | 0 | 1.3 |
| Totals | | 0 | 69:43 | 8-14 | .571 | 4-9 | .444 | 1-1 | 1.000 | 2 | 5 | 7 | 0.4 | 6 | 3 | 0 | 1 | 6 | 21 | 1.3 |

Player Averages

| Games Played | Minutes/ game | Points/ game | FG Pct | 3FG Pct | FT Pct | Rebounds/ game | Assists/ game | Turnovers/ game | Assist/Turnover ratio | Steals/ game | Blocks/ game |
|--------------|---------------|--------------|--------|---------|--------|----------------|---------------|-----------------|-----------------------|--------------|--------------|
| 16 | 4.4 | 1.3 | 57.1 | 44.4 | 100.0 | 0.4 | 0.2 | 0.0 | 3.0 | 0.4 | 0.1 |



**2019-20 Daemen Men's Basketball
Individual Game-by-Game
All games**

Page 10/15
as of Jan 30, 2020

#22 SISCHO, Andrew

| Opponent | Date | GS | MIN | Total | | 3-Pointers | | Free throws | | Rebounds | | | | PF | A | T/O | BLK | STL | PTS | AVG |
|-----------------------|------------|-----------|---------------|----------------|-------------|-------------|-------------|----------------|-------------|-----------|------------|------------|-------------|-----------|-----------|-----------|-----------|-----------|------------|-------------|
| | | | | FG-FGA | PCT | 3FG-3FGA | PCT | FT-FTA | PCT | OFF | DEF | TOT | AVG | | | | | | | |
| vs Northwest Mo. St. | 11/01/2019 | * | 37:58 | 8-14 | .571 | 0-1 | .000 | 8-13 | .615 | 8 | 7 | 15 | 15.0 | 3 | 5 | 4 | 1 | 0 | 24 | 24.0 |
| vs Missouri Western | 11/02/2019 | * | 33:51 | 4-9 | .444 | 0-0 | .000 | 3-4 | .750 | 1 | 11 | 12 | 13.5 | 4 | 3 | 8 | 1 | 1 | 11 | 17.5 |
| Felician | 11/08/2019 | * | 36:23 | 12-17 | .706 | 1-1 | 1.000 | 6-11 | .545 | 3 | 16 | 19 | 15.3 | 4 | 4 | 6 | 5 | 1 | 31 | 22.0 |
| Nyack | 11/09/2019 | * | 39:10 | 12-16 | .750 | 0-1 | .000 | 10-11 | .909 | 6 | 11 | 17 | 15.8 | 3 | 0 | 2 | 4 | 0 | 34 | 25.0 |
| Mercyhurst | 11/14/2019 | * | 37:29 | 8-12 | .667 | 0-0 | .000 | 6-10 | .600 | 7 | 4 | 11 | 14.8 | 4 | 1 | 3 | 0 | 0 | 22 | 24.4 |
| West Liberty | 11/16/2019 | * | 33:15 | 12-13 | .923 | 1-1 | 1.000 | 4-6 | .667 | 8 | 10 | 18 | 15.3 | 1 | 2 | 1 | 3 | 0 | 29 | 25.2 |
| Le Moyne | 11/19/2019 | * | 34:35 | 11-14 | .786 | 1-2 | .500 | 4-4 | 1.000 | 2 | 9 | 11 | 14.7 | 4 | 1 | 5 | 0 | 0 | 27 | 25.4 |
| Wilmington (DE) | 11/23/2019 | * | 35:21 | 9-16 | .563 | 0-1 | .000 | 6-11 | .545 | 6 | 2 | 8 | 13.9 | 2 | 0 | 5 | 0 | 0 | 24 | 25.3 |
| at USciences | 11/30/2019 | * | 33:49 | 6-15 | .400 | 0-0 | .000 | 4-5 | .800 | 12 | 8 | 20 | 14.6 | 3 | 1 | 4 | 1 | 4 | 16 | 24.2 |
| Salem (WV) | 12/04/2019 | * | 32:36 | 15-22 | .682 | 1-2 | .500 | 3-6 | .500 | 5 | 7 | 12 | 14.3 | 1 | 1 | 4 | 0 | 0 | 34 | 25.2 |
| Roberts Wesleyan | 12/07/2019 | * | 30:59 | 12-17 | .706 | 0-0 | .000 | 3-3 | 1.000 | 3 | 8 | 11 | 14.0 | 4 | 1 | 2 | 1 | 1 | 27 | 25.4 |
| at Mercy | 12/13/2019 | * | 24:00 | 12-20 | .600 | 0-0 | .000 | 2-4 | .500 | 4 | 5 | 9 | 13.6 | 2 | 2 | 2 | 2 | 1 | 26 | 25.4 |
| at St. Thomas Aquinas | 12/15/2019 | * | 35:00 | 12-18 | .667 | 1-3 | .333 | 5-7 | .714 | 4 | 9 | 13 | 13.5 | 4 | 2 | 3 | 0 | 1 | 30 | 25.8 |
| at Saint Rose | 12/19/2019 | * | 29:32 | 13-16 | .813 | 0-0 | .000 | 8-11 | .727 | 4 | 3 | 7 | 13.1 | 5 | 1 | 3 | 0 | 4 | 34 | 26.4 |
| at St. Anselm | 01/01/2020 | * | 33:15 | 7-18 | .389 | 0-1 | .000 | 4-4 | 1.000 | 3 | 10 | 13 | 13.1 | 4 | 1 | 4 | 1 | 1 | 18 | 25.8 |
| at Saint Michael's | 01/02/2020 | * | 39:00 | 9-15 | .600 | 0-0 | .000 | 6-8 | .750 | 3 | 4 | 7 | 12.7 | 3 | 0 | 3 | 2 | 2 | 24 | 25.7 |
| at Stonehill | 01/04/2020 | * | 32:21 | 7-11 | .636 | 0-0 | .000 | 8-11 | .727 | 3 | 5 | 8 | 12.4 | 4 | 0 | 3 | 0 | 1 | 22 | 25.5 |
| Bridgeport | 01/12/2020 | | 29:03 | 12-16 | .750 | 1-2 | .500 | 3-4 | .750 | 5 | 6 | 11 | 12.3 | 3 | 0 | 4 | 1 | 0 | 28 | 25.6 |
| at Dist. Columbia | 01/19/2020 | * | 35:00 | 7-13 | .538 | 0-0 | .000 | 8-10 | .800 | 4 | 6 | 10 | 12.2 | 3 | 1 | 4 | 1 | 0 | 22 | 25.4 |
| Molloy | 01/24/2020 | * | 32:58 | 5-13 | .385 | 1-1 | 1.000 | 11-14 | .786 | 4 | 7 | 11 | 12.2 | 2 | 1 | 2 | 2 | 0 | 22 | 25.3 |
| New York Tech | 01/26/2020 | * | 28:46 | 6-12 | .500 | 1-2 | .500 | 6-6 | 1.000 | 1 | 5 | 6 | 11.9 | 4 | 1 | 6 | 0 | 1 | 19 | 25.0 |
| Totals | | 20 | 704:19 | 199-317 | .628 | 8-18 | .444 | 118-163 | .724 | 96 | 153 | 249 | 11.9 | 67 | 28 | 78 | 25 | 18 | 524 | 25.0 |

Player Averages

| Games Played | Minutes/ game | Points/ game | FG Pct | 3FG Pct | FT Pct | Rebounds/ game | Assists/ game | Turnovers/ game | Assist/Turnover ratio | Steals/ game | Blocks/ game |
|--------------|---------------|--------------|--------|---------|--------|----------------|---------------|-----------------|-----------------------|--------------|--------------|
| 21 | 33.5 | 25.0 | 62.8 | 44.4 | 72.4 | 11.9 | 1.3 | 3.7 | 0.4 | 0.9 | 1.2 |



2019-20 Daemen Men's Basketball
Individual Game-by-Game
All games

Page 11/15
as of Jan 30, 2020

#23 WALLACE, Joey

| Opponent | Date | GS | MIN | Total | | 3-Pointers | | Free throws | | Rebounds | | | | PF | A | T/O | BLK | STL | PTS | AVG |
|-----------------------|------------|----|--------|--------|------|------------|-------|-------------|-------|----------|-----|-----|-----|----|----|-----|-----|-----|-----|------|
| | | | | FG-FGA | PCT | 3FG-3FGA | PCT | FT-FTA | PCT | OFF | DEF | TOT | AVG | | | | | | | |
| vs Northwest Mo. St. | 11/01/2019 | * | 31:07 | 5-9 | .556 | 2-5 | .400 | 5-6 | .833 | 0 | 3 | 3 | 3.0 | 4 | 1 | 3 | 0 | 1 | 17 | 17.0 |
| vs Missouri Western | 11/02/2019 | * | 34:24 | 2-4 | .500 | 0-0 | .000 | 4-4 | 1.000 | 3 | 3 | 6 | 4.5 | 3 | 3 | 5 | 0 | 1 | 8 | 12.5 |
| Felician | 11/08/2019 | * | 28:32 | 3-8 | .375 | 1-5 | .200 | 2-2 | 1.000 | 0 | 6 | 6 | 5.0 | 0 | 1 | 2 | 0 | 0 | 9 | 11.3 |
| Nyack | 11/09/2019 | * | 27:59 | 1-6 | .167 | 0-1 | .000 | 0-1 | .000 | 2 | 3 | 5 | 5.0 | 2 | 1 | 2 | 0 | 0 | 2 | 9.0 |
| Mercyhurst | 11/14/2019 | * | 36:58 | 6-16 | .375 | 2-8 | .250 | 4-5 | .800 | 3 | 2 | 5 | 5.0 | 2 | 3 | 2 | 0 | 2 | 18 | 10.8 |
| West Liberty | 11/16/2019 | * | 32:48 | 8-15 | .533 | 1-5 | .200 | 2-2 | 1.000 | 1 | 4 | 5 | 5.0 | 4 | 5 | 3 | 1 | 2 | 19 | 12.2 |
| Le Moyne | 11/19/2019 | * | 30:34 | 3-7 | .429 | 0-1 | .000 | 0-0 | .000 | 1 | 4 | 5 | 5.0 | 3 | 3 | 3 | 0 | 1 | 6 | 11.3 |
| Wilmington (DE) | 11/23/2019 | * | 33:03 | 3-8 | .375 | 1-4 | .250 | 10-11 | .909 | 2 | 6 | 8 | 5.4 | 3 | 2 | 4 | 0 | 1 | 17 | 12.0 |
| at USciences | 11/30/2019 | * | 21:20 | 3-10 | .300 | 1-5 | .200 | 0-0 | .000 | 3 | 4 | 7 | 5.6 | 2 | 4 | 1 | 0 | 3 | 7 | 11.4 |
| Salem (WV) | 12/04/2019 | * | 23:34 | 2-7 | .286 | 1-6 | .167 | 0-0 | .000 | 0 | 0 | 0 | 5.0 | 4 | 6 | 4 | 0 | 1 | 5 | 10.8 |
| Roberts Wesleyan | 12/07/2019 | * | 31:11 | 4-7 | .571 | 1-2 | .500 | 5-7 | .714 | 3 | 6 | 9 | 5.4 | 3 | 7 | 1 | 0 | 0 | 14 | 11.1 |
| at Mercy | 12/13/2019 | * | 21:00 | 1-5 | .200 | 0-3 | .000 | 2-4 | .500 | 1 | 11 | 12 | 5.9 | 1 | 3 | 3 | 0 | 0 | 4 | 10.5 |
| at St. Thomas Aquinas | 12/15/2019 | * | 29:00 | 1-4 | .250 | 0-0 | .000 | 1-2 | .500 | 0 | 3 | 3 | 5.7 | 5 | 2 | 2 | 0 | 0 | 3 | 9.9 |
| at St. Anselm | 01/01/2020 | | 20:20 | 2-4 | .500 | 0-0 | .000 | 1-2 | .500 | 0 | 2 | 2 | 5.4 | 3 | 1 | 4 | 0 | 0 | 5 | 9.6 |
| at Saint Michael's | 01/02/2020 | * | 28:00 | 2-7 | .286 | 1-2 | .500 | 0-0 | .000 | 1 | 1 | 2 | 5.2 | 0 | 1 | 4 | 0 | 3 | 5 | 9.3 |
| at Stonehill | 01/04/2020 | * | 34:04 | 5-11 | .455 | 1-4 | .250 | 1-3 | .333 | 0 | 4 | 4 | 5.1 | 4 | 0 | 4 | 2 | 0 | 12 | 9.4 |
| Queens (NY) | 01/10/2020 | * | 28:25 | 8-13 | .615 | 2-2 | 1.000 | 5-7 | .714 | 1 | 6 | 7 | 5.2 | 3 | 0 | 2 | 0 | 1 | 23 | 10.2 |
| Bridgeport | 01/12/2020 | * | 36:06 | 4-15 | .267 | 0-4 | .000 | 8-10 | .800 | 3 | 6 | 9 | 5.4 | 2 | 5 | 1 | 0 | 1 | 16 | 10.6 |
| at Dist. Columbia | 01/19/2020 | * | 30:00 | 4-9 | .444 | 0-2 | .000 | 0-1 | .000 | 2 | 7 | 9 | 5.6 | 1 | 5 | 0 | 0 | 1 | 8 | 10.4 |
| Molloy | 01/24/2020 | * | 29:32 | 5-12 | .417 | 1-1 | 1.000 | 5-6 | .833 | 1 | 3 | 4 | 5.6 | 4 | 0 | 0 | 0 | 0 | 16 | 10.7 |
| New York Tech | 01/26/2020 | * | 25:00 | 5-7 | .714 | 2-3 | .667 | 5-5 | 1.000 | 2 | 3 | 5 | 5.5 | 3 | 7 | 2 | 0 | 4 | 17 | 11.0 |
| Totals | | 20 | 612:57 | 77-184 | .418 | 17-63 | .270 | 60-78 | .769 | 29 | 87 | 116 | 5.5 | 56 | 60 | 52 | 3 | 22 | 231 | 11.0 |

Player Averages

| Games Played | Minutes/ game | Points/ game | FG Pct | 3FG Pct | FT Pct | Rebounds/ game | Assists/ game | Turnovers/ game | Assist/Turnover ratio | Steals/ game | Blocks/ game |
|--------------|---------------|--------------|--------|---------|--------|----------------|---------------|-----------------|-----------------------|--------------|--------------|
| 21 | 29.2 | 11.0 | 41.8 | 27.0 | 76.9 | 5.5 | 2.9 | 2.5 | 1.2 | 1.0 | 0.1 |



**2019-20 Daemen Men's Basketball
Individual Game-by-Game
All games**

Page 12/15
as of Jan 30, 2020

#24 BASDEN, Ziv

| Opponent | Date | GS | MIN | Total | | 3-Pointers | | Free throws | | Rebounds | | | | PF | A | T/O | BLK | STL | PTS | AVG |
|-----------------------|------------|----------|--------------|------------|-------------|------------|-------------|-------------|-------------|----------|----------|----------|------------|----------|----------|----------|----------|----------|-----------|------------|
| | | | | FG-FGA | PCT | 3FG-3FGA | PCT | FT-FTA | PCT | OFF | DEF | TOT | AVG | | | | | | | |
| vs Northwest Mo. St. | 11/01/2019 | | 01:07 | 0-0 | .000 | 0-0 | .000 | 0-0 | .000 | 0 | 0 | 0 | 0.0 | 0 | 0 | 0 | 0 | 0 | 0 | 0.0 |
| West Liberty | 11/16/2019 | | 00:33 | 0-0 | .000 | 0-0 | .000 | 0-0 | .000 | 0 | 0 | 0 | 0.0 | 0 | 0 | 0 | 0 | 0 | 0 | 0.0 |
| at USciences | 11/30/2019 | | 04:23 | 2-3 | .667 | 0-0 | .000 | 0-0 | .000 | 1 | 0 | 1 | 0.3 | 0 | 0 | 0 | 0 | 0 | 4 | 1.3 |
| Salem (WV) | 12/04/2019 | | 01:41 | 1-1 | 1.000 | 0-0 | .000 | 0-0 | .000 | 0 | 1 | 1 | 0.5 | 0 | 0 | 0 | 0 | 0 | 2 | 1.5 |
| Roberts Wesleyan | 12/07/2019 | | 02:06 | 0-0 | .000 | 0-0 | .000 | 0-0 | .000 | 0 | 0 | 0 | 0.4 | 1 | 1 | 0 | 1 | 0 | 0 | 1.2 |
| at Mercy | 12/13/2019 | | 07:00 | 3-5 | .600 | 0-1 | .000 | 0-0 | .000 | 1 | 1 | 2 | 0.7 | 2 | 1 | 0 | 0 | 0 | 6 | 2.0 |
| at St. Thomas Aquinas | 12/15/2019 | | 00:00 | 0-0 | .000 | 0-0 | .000 | 0-0 | .000 | 0 | 0 | 0 | 0.6 | 0 | 0 | 0 | 0 | 0 | 0 | 1.7 |
| at St. Anselm | 01/01/2020 | | 03:13 | 0-0 | .000 | 0-0 | .000 | 0-0 | .000 | 0 | 0 | 0 | 0.5 | 0 | 0 | 1 | 0 | 0 | 0 | 1.5 |
| at Saint Michael's | 01/02/2020 | | 00:00 | 0-0 | .000 | 0-0 | .000 | 0-0 | .000 | 0 | 0 | 0 | 0.4 | 2 | 0 | 0 | 0 | 0 | 0 | 1.3 |
| Totals | | 0 | 20:03 | 6-9 | .667 | 0-1 | .000 | 0-0 | .000 | 2 | 2 | 4 | 0.4 | 5 | 2 | 1 | 1 | 0 | 12 | 1.3 |

Player Averages

| Games Played | Minutes/game | Points/game | FG Pct | 3FG Pct | FT Pct | Rebounds/game | Assists/game | Turnovers/game | Assist/Turnover ratio | Steals/game | Blocks/game |
|--------------|--------------|-------------|--------|---------|--------|---------------|--------------|----------------|-----------------------|-------------|-------------|
| 9 | 2.2 | 1.3 | 66.7 | 0.0 | 0.0 | 0.4 | 0.2 | 0.1 | 2.0 | 0.0 | 0.1 |



**2019-20 Daemen Men's Basketball
Individual Game-by-Game
All games**

Page 13/15
as of Jan 30, 2020

#25 BRADLEY, Ryan

| Opponent | Date | GS | MIN | Total | | 3-Pointers | | Free throws | | Rebounds | | | | PF | A | T/O | BLK | STL | PTS | AVG |
|-----------------------|------------|----------|---------------|--------------|-------------|------------|-------------|-------------|-------------|-----------|-----------|-----------|------------|-----------|----------|-----------|----------|----------|-----------|------------|
| | | | | FG-FGA | PCT | 3FG-3FGA | PCT | FT-FTA | PCT | OFF | DEF | TOT | AVG | | | | | | | |
| Mercyhurst | 11/14/2019 | | 11:23 | 1-2 | .500 | 0-0 | .000 | 0-0 | .000 | 1 | 1 | 2 | 2.0 | 2 | 0 | 1 | 0 | 0 | 2 | 2.0 |
| West Liberty | 11/16/2019 | | 12:36 | 1-2 | .500 | 0-0 | .000 | 0-0 | .000 | 0 | 2 | 2 | 2.0 | 3 | 1 | 1 | 2 | 0 | 2 | 2.0 |
| Le Moyne | 11/19/2019 | | 17:45 | 3-5 | .600 | 0-0 | .000 | 3-3 | 1.000 | 3 | 2 | 5 | 3.0 | 2 | 2 | 1 | 0 | 1 | 9 | 4.3 |
| Wilmington (DE) | 11/23/2019 | | 09:02 | 3-5 | .600 | 0-1 | .000 | 0-0 | .000 | 1 | 2 | 3 | 3.0 | 1 | 1 | 3 | 1 | 1 | 6 | 4.8 |
| at USciences | 11/30/2019 | | 14:35 | 1-4 | .250 | 0-2 | .000 | 0-0 | .000 | 2 | 3 | 5 | 3.4 | 0 | 0 | 0 | 1 | 0 | 2 | 4.2 |
| Salem (WV) | 12/04/2019 | | 11:18 | 2-6 | .333 | 0-0 | .000 | 0-0 | .000 | 3 | 0 | 3 | 3.3 | 2 | 0 | 2 | 0 | 1 | 4 | 4.2 |
| Roberts Wesleyan | 12/07/2019 | | 08:10 | 1-2 | .500 | 0-0 | .000 | 0-1 | .000 | 0 | 1 | 1 | 3.0 | 3 | 2 | 0 | 0 | 1 | 2 | 3.9 |
| at Mercy | 12/13/2019 | | 09:00 | 1-2 | .500 | 1-2 | .500 | 0-0 | .000 | 0 | 2 | 2 | 2.9 | 4 | 0 | 2 | 0 | 1 | 3 | 3.8 |
| at St. Thomas Aquinas | 12/15/2019 | | 08:00 | 0-1 | .000 | 0-0 | .000 | 0-0 | .000 | 1 | 1 | 2 | 2.8 | 0 | 1 | 1 | 0 | 0 | 0 | 3.3 |
| at Saint Rose | 12/19/2019 | | 11:36 | 3-5 | .600 | 0-2 | .000 | 0-0 | .000 | 0 | 2 | 2 | 2.7 | 3 | 0 | 1 | 0 | 1 | 6 | 3.6 |
| Molloy | 01/24/2020 | | 04:45 | 0-0 | .000 | 0-0 | .000 | 0-0 | .000 | 0 | 1 | 1 | 2.5 | 0 | 0 | 0 | 0 | 1 | 0 | 3.3 |
| New York Tech | 01/26/2020 | | 07:57 | 0-1 | .000 | 0-1 | .000 | 0-0 | .000 | 0 | 1 | 1 | 2.4 | 4 | 0 | 1 | 1 | 0 | 0 | 3.0 |
| Totals | | 0 | 126:07 | 16-35 | .457 | 1-8 | .125 | 3-4 | .750 | 11 | 18 | 29 | 2.4 | 24 | 7 | 13 | 5 | 7 | 36 | 3.0 |

Player Averages

| Games Played | Minutes/game | Points/game | FG Pct | 3FG Pct | FT Pct | Rebounds/game | Assists/game | Turnovers/game | Assist/Turnover ratio | Steals/game | Blocks/game |
|--------------|--------------|-------------|--------|---------|--------|---------------|--------------|----------------|-----------------------|-------------|-------------|
| 12 | 10.5 | 3.0 | 45.7 | 12.5 | 75.0 | 2.4 | 0.6 | 1.1 | 0.5 | 0.6 | 0.4 |



**2019-20 Daemen Men's Basketball
Individual Game-by-Game
All games**

Page 14/15
as of Jan 30, 2020

#34 LUKE, Chris

| Opponent | Date | GS | MIN | Total | | 3-Pointers | | Free throws | | Rebounds | | | | PF | A | T/O | BLK | STL | PTS | AVG |
|-----------------------|------------|----------|--------------|--------------|-------------|------------|-------------|-------------|-------------|-----------|-----------|-----------|------------|-----------|----------|----------|----------|----------|-----------|------------|
| | | | | FG-FGA | PCT | 3FG-3FGA | PCT | FT-FTA | PCT | OFF | DEF | TOT | AVG | | | | | | | |
| vs Northwest Mo. St. | 11/01/2019 | | 00:55 | 0-0 | .000 | 0-0 | .000 | 0-0 | .000 | 0 | 0 | 0 | 0.0 | 0 | 0 | 0 | 0 | 0 | 0 | 0.0 |
| vs Missouri Western | 11/02/2019 | | 01:11 | 0-0 | .000 | 0-0 | .000 | 0-0 | .000 | 0 | 0 | 0 | 0.0 | 0 | 0 | 0 | 0 | 0 | 0 | 0.0 |
| Felician | 11/08/2019 | | 01:40 | 0-0 | .000 | 0-0 | .000 | 0-0 | .000 | 0 | 1 | 1 | 0.3 | 0 | 0 | 0 | 0 | 0 | 0 | 0.0 |
| Nyack | 11/09/2019 | | 00:50 | 0-0 | .000 | 0-0 | .000 | 0-0 | .000 | 0 | 1 | 1 | 0.5 | 2 | 0 | 0 | 0 | 0 | 0 | 0.0 |
| Mercyhurst | 11/14/2019 | | 00:02 | 0-0 | .000 | 0-0 | .000 | 0-0 | .000 | 0 | 0 | 0 | 0.4 | 0 | 0 | 0 | 0 | 0 | 0 | 0.0 |
| West Liberty | 11/16/2019 | | 00:32 | 0-0 | .000 | 0-0 | .000 | 0-0 | .000 | 0 | 0 | 0 | 0.3 | 1 | 0 | 1 | 0 | 0 | 0 | 0.0 |
| at USciences | 11/30/2019 | | 01:55 | 0-0 | .000 | 0-0 | .000 | 0-0 | .000 | 0 | 0 | 0 | 0.3 | 2 | 0 | 0 | 0 | 1 | 0 | 0.0 |
| Salem (WV) | 12/04/2019 | | 00:50 | 0-0 | .000 | 0-0 | .000 | 0-0 | .000 | 0 | 0 | 0 | 0.3 | 0 | 0 | 0 | 0 | 0 | 0 | 0.0 |
| Roberts Wesleyan | 12/07/2019 | | 05:00 | 2-2 | 1.000 | 0-0 | .000 | 0-0 | .000 | 1 | 2 | 3 | 0.6 | 0 | 0 | 0 | 0 | 0 | 4 | 0.4 |
| at Mercy | 12/13/2019 | | 05:00 | 2-3 | .667 | 0-0 | .000 | 0-0 | .000 | 1 | 0 | 1 | 0.6 | 2 | 0 | 0 | 0 | 0 | 4 | 0.8 |
| at St. Thomas Aquinas | 12/15/2019 | | 03:00 | 0-0 | .000 | 0-0 | .000 | 0-0 | .000 | 0 | 0 | 0 | 0.5 | 1 | 0 | 0 | 0 | 0 | 0 | 0.7 |
| at Saint Rose | 12/19/2019 | | 00:32 | 0-0 | .000 | 0-0 | .000 | 0-0 | .000 | 0 | 0 | 0 | 0.5 | 2 | 0 | 0 | 0 | 0 | 0 | 0.7 |
| at St. Anselm | 01/01/2020 | | 06:45 | 0-0 | .000 | 0-0 | .000 | 0-0 | .000 | 1 | 0 | 1 | 0.5 | 4 | 0 | 0 | 1 | 0 | 0 | 0.6 |
| at Saint Michael's | 01/02/2020 | | 01:00 | 0-0 | .000 | 0-0 | .000 | 0-0 | .000 | 0 | 0 | 0 | 0.5 | 0 | 0 | 1 | 0 | 0 | 0 | 0.6 |
| at Stonehill | 01/04/2020 | | 07:38 | 1-1 | 1.000 | 0-0 | .000 | 0-0 | .000 | 1 | 0 | 1 | 0.5 | 0 | 1 | 1 | 0 | 0 | 2 | 0.7 |
| Queens (NY) | 01/10/2020 | * | 16:05 | 2-5 | .400 | 0-0 | .000 | 0-0 | .000 | 4 | 7 | 11 | 1.2 | 3 | 0 | 1 | 0 | 0 | 4 | 0.9 |
| Bridgeport | 01/12/2020 | * | 07:11 | 0-0 | .000 | 0-0 | .000 | 0-0 | .000 | 0 | 1 | 1 | 1.2 | 0 | 0 | 0 | 0 | 0 | 0 | 0.8 |
| at Dist. Columbia | 01/19/2020 | | 05:00 | 0-1 | .000 | 0-0 | .000 | 0-0 | .000 | 1 | 0 | 1 | 1.2 | 1 | 0 | 1 | 0 | 0 | 0 | 0.8 |
| Molloy | 01/24/2020 | | 02:17 | 0-0 | .000 | 0-0 | .000 | 1-2 | .500 | 0 | 0 | 0 | 1.1 | 0 | 0 | 0 | 0 | 0 | 1 | 0.8 |
| New York Tech | 01/26/2020 | | 09:23 | 3-5 | .600 | 0-0 | .000 | 0-0 | .000 | 2 | 1 | 3 | 1.2 | 0 | 1 | 0 | 0 | 0 | 6 | 1.1 |
| Totals | | 2 | 76:45 | 10-17 | .588 | 0-0 | .000 | 1-2 | .500 | 11 | 13 | 24 | 1.2 | 18 | 2 | 5 | 1 | 1 | 21 | 1.1 |

Player Averages

| Games Played | Minutes/ game | Points/ game | FG Pct | 3FG Pct | FT Pct | Rebounds/ game | Assists/ game | Turnovers/ game | Assist/Turnover ratio | Steals/ game | Blocks/ game |
|--------------|---------------|--------------|--------|---------|--------|----------------|---------------|-----------------|-----------------------|--------------|--------------|
| 20 | 3.8 | 1.1 | 58.8 | 0.0 | 50.0 | 1.2 | 0.1 | 0.3 | 0.4 | 0.1 | 0.1 |



**2019-20 Daemen Men's Basketball
Individual Game-by-Game
All games**

Page 15/15
as of Jan 30, 2020

#44 REDBAND, Jeff

| Opponent | Date | GS | MIN | Total | | 3-Pointers | | Free throws | | Rebounds | | | | | | | | | | | |
|-----------------------|------------|----|-------|--------|--------|------------|--------|-------------|-------|----------|-----|-----|-----|-----|----|-----|-----|-----|-----|------|------|
| | | | | FG-FGA | PCT | 3FG-3FGA | PCT | FT-FTA | PCT | OFF | DEF | TOT | AVG | PF | A | T/O | BLK | STL | PTS | AVG | |
| vs Northwest Mo. St. | 11/01/2019 | * | 28:49 | 2-3 | .667 | 1-1 | 1.000 | 1-2 | .500 | 0 | 1 | 1 | 1.0 | 0 | 0 | 2 | 0 | 1 | 6 | 6.0 | |
| vs Missouri Western | 11/02/2019 | * | 35:47 | 4-8 | .500 | 4-6 | .667 | 3-4 | .750 | 1 | 2 | 3 | 2.0 | 3 | 4 | 1 | 0 | 3 | 15 | 10.5 | |
| Felician | 11/08/2019 | * | 24:16 | 2-3 | .667 | 1-2 | .500 | 2-2 | 1.000 | 1 | 1 | 2 | 2.0 | 4 | 2 | 2 | 1 | 1 | 7 | 9.3 | |
| Nyack | 11/09/2019 | * | 34:54 | 6-10 | .600 | 6-9 | .667 | 4-4 | 1.000 | 1 | 2 | 3 | 2.3 | 2 | 2 | 4 | 2 | 1 | 22 | 12.5 | |
| Mercyhurst | 11/14/2019 | * | 33:18 | 0-7 | .000 | 0-7 | .000 | 0-0 | .000 | 0 | 3 | 3 | 2.4 | 1 | 0 | 2 | 0 | 1 | 0 | 10.0 | |
| West Liberty | 11/16/2019 | * | 30:20 | 3-7 | .429 | 2-5 | .400 | 2-2 | 1.000 | 2 | 5 | 7 | 3.2 | 3 | 3 | 3 | 1 | 1 | 10 | 10.0 | |
| Le Moyne | 11/19/2019 | * | 22:55 | 4-13 | .308 | 3-10 | .300 | 2-2 | 1.000 | 0 | 4 | 4 | 3.3 | 1 | 1 | 0 | 1 | 1 | 13 | 10.4 | |
| Wilmington (DE) | 11/23/2019 | * | 32:31 | 3-6 | .500 | 3-6 | .500 | 0-0 | .000 | 0 | 6 | 6 | 3.6 | 0 | 0 | 0 | 2 | 0 | 9 | 10.3 | |
| at USciences | 11/30/2019 | * | 33:34 | 9-15 | .600 | 7-12 | .583 | 0-0 | .000 | 2 | 6 | 8 | 4.1 | 3 | 2 | 1 | 2 | 1 | 25 | 11.9 | |
| Salem (WV) | 12/04/2019 | * | 30:53 | 2-6 | .333 | 2-6 | .333 | 0-0 | .000 | 1 | 6 | 7 | 4.4 | 0 | 4 | 0 | 2 | 2 | 6 | 11.3 | |
| Roberts Wesleyan | 12/07/2019 | * | 29:50 | 3-12 | .250 | 2-10 | .200 | 2-2 | 1.000 | 1 | 2 | 3 | 4.3 | 3 | 1 | 3 | 1 | 0 | 10 | 11.2 | |
| at Mercy | 12/13/2019 | * | 20:00 | 1-6 | .167 | 1-4 | .250 | 4-4 | 1.000 | 0 | 1 | 1 | 4.0 | 2 | 0 | 0 | 1 | 0 | 7 | 10.8 | |
| at St. Thomas Aquinas | 12/15/2019 | * | 35:00 | 5-13 | .385 | 4-9 | .444 | 4-4 | 1.000 | 0 | 2 | 2 | 3.8 | 1 | 0 | 2 | 1 | 1 | 18 | 11.4 | |
| at Saint Rose | 12/19/2019 | * | 37:23 | 5-8 | .625 | 5-7 | .714 | 7-7 | 1.000 | 1 | 4 | 5 | 3.9 | 1 | 2 | 2 | 0 | 2 | 22 | 12.1 | |
| at St. Anselm | 01/01/2020 | * | 29:57 | 5-7 | .714 | 5-7 | .714 | 0-0 | .000 | 0 | 0 | 0 | 3.7 | 2 | 2 | 0 | 3 | 0 | 15 | 12.3 | |
| at Saint Michael's | 01/02/2020 | * | 34:00 | 5-11 | .455 | 3-9 | .333 | 0-0 | .000 | 0 | 2 | 2 | 3.6 | 2 | 3 | 1 | 1 | 2 | 13 | 12.4 | |
| at Stonehill | 01/04/2020 | * | 36:16 | 3-5 | .600 | 2-4 | .500 | 2-2 | 1.000 | 2 | 5 | 7 | 3.8 | 0 | 2 | 3 | 1 | 1 | 10 | 12.2 | |
| Queens (NY) | 01/10/2020 | * | 34:57 | 2-10 | .200 | 0-8 | .000 | 1-1 | 1.000 | 0 | 0 | 0 | 3.6 | 1 | 2 | 1 | 1 | 0 | 5 | 11.8 | |
| Bridgeport | 01/12/2020 | * | 35:02 | 5-9 | .556 | 3-4 | .750 | 0-0 | .000 | 2 | 6 | 8 | 3.8 | 1 | 0 | 4 | 2 | 0 | 13 | 11.9 | |
| at Dist. Columbia | 01/19/2020 | * | 35:00 | 3-13 | .231 | 3-10 | .300 | 5-6 | .833 | 0 | 2 | 2 | 3.7 | 3 | 1 | 4 | 0 | 0 | 14 | 12.0 | |
| Molloy | 01/24/2020 | * | 33:27 | 7-11 | .636 | 5-9 | .556 | 7-7 | 1.000 | 0 | 5 | 5 | 3.8 | 2 | 2 | 0 | 1 | 2 | 26 | 12.7 | |
| New York Tech | 01/26/2020 | * | 33:24 | 6-11 | .545 | 5-8 | .625 | 0-0 | .000 | 0 | 5 | 5 | 3.8 | 1 | 0 | 1 | 0 | 0 | 17 | 12.9 | |
| Totals | | | 22 | 701:33 | 85-194 | .438 | 67-153 | .438 | 46-49 | .939 | 14 | 70 | 84 | 3.8 | 36 | 33 | 36 | 23 | 20 | 283 | 12.9 |

Player Averages

| Games Played | Minutes/game | Points/game | FG Pct | 3FG Pct | FT Pct | Rebounds/game | Assists/game | Turnovers/game | Assist/Turnover ratio | Steals/game | Blocks/game |
|--------------|--------------|-------------|--------|---------|--------|---------------|--------------|----------------|-----------------------|-------------|-------------|
| 22 | 31.9 | 12.9 | 43.8 | 43.8 | 93.9 | 3.8 | 1.5 | 1.6 | 0.9 | 0.9 | 1.0 |



**2019-20 Daemen Men's Basketball
Team Game-by-Game
All games**

Page 1/1
as of Jan 30, 2020

| | | | | Total | | 3-Pointers | | Free throws | | Rebounds | | | | | | | | | | | |
|-----------------------|------------|--------|---|----------|------|------------|------|-------------|-------|----------|-----|-----|------|-----|-----|-----|-----|-----|------|------|--|
| Opponent | Date | Score | | FG-FGA | PCT | 3FG-FGA | PCT | FT-FTA | PCT | OFF | DEF | TOT | AVG | PF | A | TO | BLK | STL | PTS | AVG | |
| vs Northwest Mo. St. | 11/01/2019 | 65-85 | L | 21-45 | .467 | 7-23 | .304 | 16-23 | .696 | 8 | 18 | 26 | 26.0 | 18 | 12 | 16 | 1 | 3 | 65 | 65.0 | |
| vs Missouri Western | 11/02/2019 | 68-64 | W | 23-50 | .460 | 10-23 | .435 | 12-14 | .857 | 10 | 23 | 33 | 29.5 | 20 | 11 | 23 | 1 | 5 | 68 | 66.5 | |
| Felician | 11/08/2019 | 95-80 | W | 37-64 | .578 | 9-23 | .391 | 12-19 | .632 | 7 | 40 | 47 | 35.3 | 15 | 18 | 18 | 6 | 6 | 95 | 76.0 | |
| Nyack | 11/09/2019 | 80-74 | W | 27-61 | .443 | 11-28 | .393 | 15-18 | .833 | 12 | 33 | 45 | 37.8 | 17 | 15 | 16 | 7 | 2 | 80 | 77.0 | |
| Mercyhurst | 11/14/2019 | 67-65 | W | 23-50 | .460 | 5-21 | .238 | 16-23 | .696 | 13 | 16 | 29 | 36.0 | 15 | 7 | 17 | 0 | 5 | 67 | 75.0 | |
| West Liberty | 11/16/2019 | 98-83 | W | 36-66 | .545 | 12-29 | .414 | 14-19 | .737 | 13 | 33 | 46 | 37.7 | 19 | 18 | 25 | 7 | 9 | 98 | 78.8 | |
| Le Moyne | 11/19/2019 | 89-79 | W | 34-71 | .479 | 10-31 | .323 | 11-11 | 1.000 | 12 | 26 | 38 | 37.7 | 15 | 15 | 11 | 2 | 7 | 89 | 80.3 | |
| Wilmington (DE) | 11/23/2019 | 83-81 | W | 27-64 | .422 | 10-27 | .370 | 19-26 | .731 | 14 | 27 | 41 | 38.1 | 13 | 14 | 14 | 3 | 8 | 83 | 80.6 | |
| at USciences | 11/30/2019 | 83-57 | W | 31-74 | .419 | 14-35 | .400 | 7-11 | .636 | 21 | 24 | 45 | 38.9 | 19 | 17 | 9 | 5 | 11 | 83 | 80.9 | |
| Salem (WV) | 12/04/2019 | 89-59 | W | 37-73 | .507 | 12-33 | .364 | 3-7 | .429 | 16 | 32 | 48 | 39.8 | 11 | 24 | 20 | 5 | 10 | 89 | 81.7 | |
| Roberts Wesleyan | 12/07/2019 | 96-70 | W | 34-62 | .548 | 8-23 | .348 | 20-23 | .870 | 9 | 28 | 37 | 39.5 | 20 | 13 | 10 | 4 | 6 | 96 | 83.0 | |
| at Mercy | 12/13/2019 | 103-59 | W | 40-73 | .548 | 14-30 | .467 | 9-13 | .692 | 11 | 40 | 51 | 40.5 | 18 | 17 | 10 | 4 | 8 | 103 | 84.7 | |
| at St. Thomas Aquinas | 12/15/2019 | 80-87 | L | 27-59 | .458 | 9-24 | .375 | 17-22 | .773 | 6 | 23 | 29 | 39.6 | 26 | 8 | 13 | 2 | 4 | 80 | 84.3 | |
| at Saint Rose | 12/19/2019 | 96-88 | W | 34-56 | .607 | 8-20 | .400 | 20-27 | .741 | 7 | 15 | 22 | 38.4 | 21 | 21 | 16 | 1 | 12 | 96 | 85.1 | |
| at St. Anselm | 01/01/2020 | 59-87 | L | 21-56 | .375 | 6-19 | .316 | 11-18 | .611 | 9 | 29 | 38 | 38.3 | 17 | 9 | 16 | 6 | 2 | 59 | 83.4 | |
| at Saint Michael's | 01/02/2020 | 72-68 | W | 26-57 | .456 | 7-22 | .318 | 13-18 | .722 | 6 | 16 | 22 | 37.3 | 10 | 11 | 13 | 3 | 11 | 72 | 82.7 | |
| at Stonehill | 01/04/2020 | 76-82 | L | 28-53 | .528 | 9-22 | .409 | 11-16 | .688 | 9 | 23 | 32 | 37.0 | 14 | 7 | 16 | 3 | 8 | 76 | 82.3 | |
| Queens (NY) | 01/10/2020 | 65-57 | W | 24-55 | .436 | 9-25 | .360 | 8-11 | .727 | 7 | 30 | 37 | 37.0 | 12 | 11 | 14 | 3 | 2 | 65 | 81.3 | |
| Bridgeport | 01/12/2020 | 64-67 | L | 24-61 | .393 | 4-17 | .235 | 12-17 | .706 | 13 | 34 | 47 | 37.5 | 16 | 10 | 18 | 5 | 4 | 64 | 80.4 | |
| at Dist. Columbia | 01/19/2020 | 65-61 | W | 23-61 | .377 | 6-19 | .316 | 13-17 | .765 | 14 | 32 | 46 | 38.0 | 13 | 11 | 19 | 2 | 6 | 65 | 79.7 | |
| Molloy | 01/24/2020 | 91-83 | W | 25-62 | .403 | 11-25 | .440 | 30-37 | .811 | 6 | 30 | 36 | 37.9 | 10 | 12 | 9 | 5 | 8 | 91 | 80.2 | |
| New York Tech | 01/26/2020 | 92-57 | W | 33-65 | .508 | 11-22 | .500 | 15-16 | .938 | 8 | 30 | 38 | 37.9 | 15 | 20 | 14 | 1 | 12 | 92 | 80.7 | |
| Total | | 1776 | | 635-1338 | .475 | 202-541 | .373 | 304-406 | .749 | 231 | 602 | 833 | 37.9 | 354 | 301 | 337 | 76 | 149 | 1776 | 80.7 | |
| Opponents | | 1593 | | 587-1355 | .433 | 180-538 | .335 | 239-332 | .720 | 203 | 529 | 732 | 33.3 | 403 | 271 | 337 | 59 | 162 | 1593 | 72.4 | |

Daemen Averages

| Games Played | Points/game | FG Pct | 3FG Pct | FT Pct | Rebounds/game | Assists/game | Turnovers/game | Assist/Turnover ratio | Steals/game | Blocks/game |
|--------------|-------------|--------|---------|--------|---------------|--------------|----------------|-----------------------|-------------|-------------|
| 22 | 80.7 | 47.5 | 37.3 | 74.9 | 37.9 | 13.7 | 15.3 | 0.9 | 6.8 | 3.5 |



2019-20 Daemen Men's Basketball
Team High/Low Analysis
All games

Page 1/4
as of Jan 30, 2020

Daemen - Game Highs

| | | | |
|-----------------------|-------|---------|--------------------------------------|
| POINTS | 103 | | at Mercy (12/13/2019) |
| | 98 | | West Liberty (11/16/2019) |
| | 96 | | at Saint Rose (12/19/2019) |
| | 96 | | Roberts Wesleyan (12/07/2019) |
| | 95 | | Felician (11/08/2019) |
| FIELD GOALS MADE | 40 | | at Mercy (12/13/2019) |
| | 37 | | Salem (WV) (12/04/2019) |
| | 37 | | Felician (11/08/2019) |
| FIELD GOAL ATTEMPTS | 74 | | at USciences (11/30/2019) |
| | 73 | | at Mercy (12/13/2019) |
| | 73 | | Salem (WV) (12/04/2019) |
| FIELD GOAL PERCENTAGE | .607 | (34-56) | at Saint Rose (12/19/2019) |
| | .578 | (37-64) | Felician (11/08/2019) |
| 3 PT FG MADE | 14 | | at Mercy (12/13/2019) |
| | 14 | | at USciences (11/30/2019) |
| 3 PT FG ATTEMPTS | 35 | | at USciences (11/30/2019) |
| | 33 | | Salem (WV) (12/04/2019) |
| 3 PT FG PERCENTAGE | .500 | (11-22) | New York Tech (01/26/2020) |
| | .467 | (14-30) | at Mercy (12/13/2019) |
| FREE THROWS MADE | 30 | | Molloy (01/24/2020) |
| | 20 | | at Saint Rose (12/19/2019) |
| | 20 | | Roberts Wesleyan (12/07/2019) |
| FREE THROW ATTEMPTS | 37 | | Molloy (01/24/2020) |
| | 27 | | at Saint Rose (12/19/2019) |
| FREE THROW PERCENTAGE | 1.000 | (11-11) | Le Moyne (11/19/2019) |
| | .938 | (15-16) | New York Tech (01/26/2020) |
| REBOUNDS | 51 | | at Mercy (12/13/2019) |
| | 48 | | Salem (WV) (12/04/2019) |
| ASSISTS | 24 | | Salem (WV) (12/04/2019) |
| | 21 | | at Saint Rose (12/19/2019) |
| STEALS | 12 | | New York Tech (01/26/2020) |
| | 12 | | at Saint Rose (12/19/2019) |
| BLOCKED SHOTS | 7 | | West Liberty (11/16/2019) |
| | 7 | | Nyack (11/09/2019) |
| TURNOVERS | 25 | | West Liberty (11/16/2019) |
| | 23 | | vs Missouri Western (N) (11/02/2019) |
| FOULS | 26 | | at St. Thomas Aquinas (12/15/2019) |
| | 21 | | at Saint Rose (12/19/2019) |



**2019-20 Daemen Men's Basketball
Team High/Low Analysis
All games**

Page 2/4
as of Jan 30, 2020

Opponent - Game Highs

| | | | |
|------------------------------|------|---------|---------------------------------------|
| POINTS | 88 | | at Saint Rose (12/19/2019) |
| | 87 | | at St. Anselm (01/01/2020) |
| | 87 | | at St. Thomas Aquinas (12/15/2019) |
| | 85 | | vs Northwest Mo. St. (N) (11/01/2019) |
| | 83 | | Molloy (01/24/2020) |
| | 83 | | West Liberty (11/16/2019) |
| FIELD GOALS MADE | 34 | | Molloy (01/24/2020) |
| | 32 | | Wilmington (DE) (11/23/2019) |
| FIELD GOAL ATTEMPTS | 84 | | Felician (11/08/2019) |
| | 76 | | Molloy (01/24/2020) |
| | 76 | | West Liberty (11/16/2019) |
| FIELD GOAL PERCENTAGE | .566 | (30-53) | vs Northwest Mo. St. (N) (11/01/2019) |
| | .544 | (31-57) | at Saint Rose (12/19/2019) |
| 3 PT FG MADE | 16 | | Le Moyne (11/19/2019) |
| | 15 | | Wilmington (DE) (11/23/2019) |
| 3 PT FG ATTEMPTS | 34 | | Felician (11/08/2019) |
| | 33 | | Le Moyne (11/19/2019) |
| 3 PT FG PERCENTAGE | .536 | (15-28) | Wilmington (DE) (11/23/2019) |
| | .519 | (14-27) | at Stonehill (01/04/2020) |
| FREE THROWS MADE | 25 | | at St. Thomas Aquinas (12/15/2019) |
| | 21 | | at Saint Rose (12/19/2019) |
| FREE THROW ATTEMPTS | 32 | | at St. Thomas Aquinas (12/15/2019) |
| | 26 | | at Saint Rose (12/19/2019) |
| FREE THROW PERCENTAGE | .933 | (14-15) | vs Northwest Mo. St. (N) (11/01/2019) |
| | .929 | (13-14) | Felician (11/08/2019) |
| REBOUNDS | 46 | | Molloy (01/24/2020) |
| | 41 | | at St. Anselm (01/01/2020) |
| ASSISTS | 24 | | at St. Anselm (01/01/2020) |
| | 19 | | at Dist. Columbia (01/19/2020) |
| STEALS | 13 | | West Liberty (11/16/2019) |
| | 12 | | Nyack (11/09/2019) |
| BLOCKED SHOTS | 9 | | at Dist. Columbia (01/19/2020) |
| | 5 | | Bridgeport (01/12/2020) |
| TURNOVERS | 23 | | at Saint Michael's (01/02/2020) |
| | 23 | | at Saint Rose (12/19/2019) |
| | 23 | | Salem (WV) (12/04/2019) |
| FOULS | 24 | | Molloy (01/24/2020) |
| | 23 | | at Saint Rose (12/19/2019) |
| | 23 | | West Liberty (11/16/2019) |
| | 23 | | vs Missouri Western (N) (11/02/2019) |



**2019-20 Daemen Men's Basketball
Team High/Low Analysis
All games**

Page 3/4
as of Jan 30, 2020

Daemen - Game Lows

| | | | |
|------------------------------|------|---------|---------------------------------------|
| POINTS | 59 | | at St. Anselm (01/01/2020) |
| | 64 | | Bridgeport (01/12/2020) |
| | 65 | | at Dist. Columbia (01/19/2020) |
| | 65 | | Queens (NY) (01/10/2020) |
| | 65 | | vs Northwest Mo. St. (N) (11/01/2019) |
| FIELD GOALS MADE | 21 | | at St. Anselm (01/01/2020) |
| | 21 | | vs Northwest Mo. St. (N) (11/01/2019) |
| FIELD GOAL ATTEMPTS | 45 | | vs Northwest Mo. St. (N) (11/01/2019) |
| | 50 | | Mercyhurst (11/14/2019) |
| | 50 | | vs Missouri Western (N) (11/02/2019) |
| FIELD GOAL PERCENTAGE | .375 | (21-56) | at St. Anselm (01/01/2020) |
| | .377 | (23-61) | at Dist. Columbia (01/19/2020) |
| 3 PT FG MADE | 4 | | Bridgeport (01/12/2020) |
| | 5 | | Mercyhurst (11/14/2019) |
| 3 PT FG ATTEMPTS | 17 | | Bridgeport (01/12/2020) |
| | 19 | | at Dist. Columbia (01/19/2020) |
| | 19 | | at St. Anselm (01/01/2020) |
| 3 PT FG PERCENTAGE | .235 | (4-17) | Bridgeport (01/12/2020) |
| | .238 | (5-21) | Mercyhurst (11/14/2019) |
| FREE THROWS MADE | 3 | | Salem (WV) (12/04/2019) |
| | 7 | | at USciences (11/30/2019) |
| FREE THROW ATTEMPTS | 7 | | Salem (WV) (12/04/2019) |
| | 11 | | Queens (NY) (01/10/2020) |
| | 11 | | at USciences (11/30/2019) |
| | 11 | | Le Moyne (11/19/2019) |
| FREE THROW PERCENTAGE | .429 | (3-7) | Salem (WV) (12/04/2019) |
| | .611 | (11-18) | at St. Anselm (01/01/2020) |
| REBOUNDS | 22 | | at Saint Michael's (01/02/2020) |
| | 22 | | at Saint Rose (12/19/2019) |
| ASSISTS | 7 | | at Stonehill (01/04/2020) |
| | 7 | | Mercyhurst (11/14/2019) |
| STEALS | 2 | | Queens (NY) (01/10/2020) |
| | 2 | | at St. Anselm (01/01/2020) |
| | 2 | | Nyack (11/09/2019) |
| BLOCKED SHOTS | 0 | | Mercyhurst (11/14/2019) |
| | 1 | | New York Tech (01/26/2020) |
| | 1 | | at Saint Rose (12/19/2019) |
| | 1 | | vs Missouri Western (N) (11/02/2019) |
| | 1 | | vs Northwest Mo. St. (N) (11/01/2019) |
| TURNOVERS | 9 | | Molloy (01/24/2020) |
| | 9 | | at USciences (11/30/2019) |
| FOULS | 10 | | Molloy (01/24/2020) |
| | 10 | | at Saint Michael's (01/02/2020) |



**2019-20 Daemen Men's Basketball
Team High/Low Analysis
All games**

Page 4/4
as of Jan 30, 2020

Opponent - Game Lows

| | | | |
|------------------------------|------|---------|---------------------------------------|
| POINTS | 57 | | New York Tech (01/26/2020) |
| | 57 | | Queens (NY) (01/10/2020) |
| | 57 | | at USciences (11/30/2019) |
| | 59 | | at Mercy (12/13/2019) |
| | 59 | | Salem (WV) (12/04/2019) |
| FIELD GOALS MADE | 19 | | at USciences (11/30/2019) |
| | 20 | | at Mercy (12/13/2019) |
| FIELD GOAL ATTEMPTS | 47 | | Mercyhurst (11/14/2019) |
| | 50 | | at USciences (11/30/2019) |
| FIELD GOAL PERCENTAGE | .323 | (20-62) | at Mercy (12/13/2019) |
| | .345 | (29-84) | Felician (11/08/2019) |
| 3 PT FG MADE | 4 | | New York Tech (01/26/2020) |
| | 4 | | Queens (NY) (01/10/2020) |
| | 4 | | at Mercy (12/13/2019) |
| 3 PT FG ATTEMPTS | 14 | | at Saint Rose (12/19/2019) |
| | 16 | | New York Tech (01/26/2020) |
| | 16 | | at St. Thomas Aquinas (12/15/2019) |
| 3 PT FG PERCENTAGE | .154 | (4-26) | Queens (NY) (01/10/2020) |
| | .200 | (4-20) | at Mercy (12/13/2019) |
| FREE THROWS MADE | 2 | | Salem (WV) (12/04/2019) |
| | 2 | | Wilmington (DE) (11/23/2019) |
| FREE THROW ATTEMPTS | 7 | | Molloy (01/24/2020) |
| | 7 | | Salem (WV) (12/04/2019) |
| | 7 | | Wilmington (DE) (11/23/2019) |
| FREE THROW PERCENTAGE | .286 | (2-7) | Salem (WV) (12/04/2019) |
| | .286 | (2-7) | Wilmington (DE) (11/23/2019) |
| REBOUNDS | 25 | | Mercyhurst (11/14/2019) |
| | 25 | | vs Northwest Mo. St. (N) (11/01/2019) |
| ASSISTS | 4 | | at Mercy (12/13/2019) |
| | 5 | | vs Missouri Western (N) (11/02/2019) |
| STEALS | 2 | | at St. Thomas Aquinas (12/15/2019) |
| | 3 | | Roberts Wesleyan (12/07/2019) |
| BLOCKED SHOTS | 0 | | Queens (NY) (01/10/2020) |
| | 0 | | Mercyhurst (11/14/2019) |
| TURNOVERS | 7 | | vs Northwest Mo. St. (N) (11/01/2019) |
| | 8 | | Bridgeport (01/12/2020) |
| | 8 | | at St. Anselm (01/01/2020) |
| FOULS | 13 | | at USciences (11/30/2019) |
| | 14 | | Queens (NY) (01/10/2020) |
| | 14 | | at Mercy (12/13/2019) |
| | 14 | | Salem (WV) (12/04/2019) |



2019-20 Daemen Men's Basketball
Player Highs Analysis
All games

Page 1/4
as of Jan 30, 2020

Daemen - Individual Game Highs

| | | | |
|---|-------|---------|---|
| POINTS | 34 | | Andrew Sischo at Saint Rose (12/19/2019) |
| | 34 | | Andrew Sischo vs Salem (WV) (12/04/2019) |
| | 34 | | Andrew Sischo vs Nyack (11/09/2019) |
| | 31 | | Andrew Sischo vs Felician (11/08/2019) |
| | 30 | | Andrew Sischo at St. Thomas Aquinas (12/15/2019) |
| FIELD GOALS MADE | 15 | | Andrew Sischo vs Salem (WV) (12/04/2019) |
| | 13 | | Andrew Sischo at Saint Rose (12/19/2019) |
| FIELD GOAL ATTEMPTS | 22 | | Andrew Sischo vs Salem (WV) (12/04/2019) |
| | 20 | | Andrew Sischo at Mercy (12/13/2019) |
| FIELD GOAL PERCENTAGE (min 5 made) | 1.000 | (5-5) | Kyle Harris vs Mercyhurst (11/14/2019) |
| | .923 | (12-13) | Andrew Sischo vs West Liberty (11/16/2019) |
| 3 PT FG MADE | 7 | | Jeff Redband at USciences (11/30/2019) |
| | 6 | | Jeff Redband vs Nyack (11/09/2019) |
| 3 PT FG ATTEMPTS | 12 | | Jeff Redband at USciences (11/30/2019) |
| | 10 | | Jeff Redband at Dist. Columbia (01/19/2020) |
| | 10 | | Jeff Redband vs Roberts Wesleyan (12/07/2019) |
| | 10 | | Jeff Redband vs Le Moyne (11/19/2019) |
| 3 PT FG PERCENTAGE (min 2 made) | 1.000 | (3-3) | Ryan Salzberg at Mercy (12/13/2019) |
| | 1.000 | (2-2) | Joey Wallace vs Queens (NY) (01/10/2020) |
| | 1.000 | (2-2) | Kyle Harris vs Queens (NY) (01/10/2020) |
| | 1.000 | (2-2) | Jay Sarkis vs Mercyhurst (11/14/2019) |
| | 1.000 | (2-2) | Kyle Harris vs Felician (11/08/2019) |
| FREE THROWS MADE | 11 | | Andrew Sischo vs Molloy (01/24/2020) |
| | 10 | | Joey Wallace vs Wilmington (DE) (11/23/2019) |
| | 10 | | Andrew Sischo vs Nyack (11/09/2019) |
| FREE THROW ATTEMPTS | 14 | | Andrew Sischo vs Molloy (01/24/2020) |
| | 13 | | Andrew Sischo vs Northwest Mo. St. (N) (11/01/2019) |
| FREE THROW PERCENTAGE (min 3 made) | 1.000 | (7-7) | Jeff Redband vs Molloy (01/24/2020) |
| | 1.000 | (7-7) | Jeff Redband at Saint Rose (12/19/2019) |
| | 1.000 | (6-6) | Andrew Sischo vs New York Tech (01/26/2020) |
| | 1.000 | (6-6) | Keith Slack vs Roberts Wesleyan (12/07/2019) |
| | 1.000 | (5-5) | Joey Wallace vs New York Tech (01/26/2020) |
| | 1.000 | (5-5) | Breon Harris at St. Thomas Aquinas (12/15/2019) |
| | 1.000 | (4-4) | Andrew Sischo at St. Anselm (01/01/2020) |
| | 1.000 | (4-4) | Jeff Redband at St. Thomas Aquinas (12/15/2019) |
| | 1.000 | (4-4) | Jeff Redband at Mercy (12/13/2019) |
| | 1.000 | (4-4) | Andrew Sischo vs Le Moyne (11/19/2019) |
| | 1.000 | (4-4) | Jeff Redband vs Nyack (11/09/2019) |
| | 1.000 | (4-4) | Joey Wallace vs Missouri Western (N) (11/02/2019) |
| | 1.000 | (3-3) | Breon Harris at St. Anselm (01/01/2020) |
| | 1.000 | (3-3) | Andrew Sischo vs Roberts Wesleyan (12/07/2019) |
| | 1.000 | (3-3) | Ryan Bradley vs Le Moyne (11/19/2019) |
| REBOUNDS | 20 | | Andrew Sischo at USciences (11/30/2019) |
| | 19 | | Andrew Sischo vs Felician (11/08/2019) |
| ASSISTS | 8 | | Jay Sarkis vs Salem (WV) (12/04/2019) |
| | 7 | | Breon Harris vs New York Tech (01/26/2020) |
| | 7 | | Joey Wallace vs New York Tech (01/26/2020) |
| | 7 | | Jay Sarkis at Saint Rose (12/19/2019) |
| | 7 | | Joey Wallace vs Roberts Wesleyan (12/07/2019) |
| | 7 | | Breon Harris vs Nyack (11/09/2019) |



2019-20 Daemen Men's Basketball
Player Highs Analysis
All games

Page 2/4
as of Jan 30, 2020

Daemen - Individual Game Highs

| | | |
|---------------|---|--|
| STEALS | 5 | Breon Harris vs New York Tech (01/26/2020) |
| | 4 | Joey Wallace vs New York Tech (01/26/2020) |
| | 4 | Breon Harris at Dist. Columbia (01/19/2020) |
| | 4 | Breon Harris at Stonehill (01/04/2020) |
| | 4 | Andrew Sischo at Saint Rose (12/19/2019) |
| | 4 | Andrew Sischo at USciences (11/30/2019) |
| | 4 | Breon Harris vs West Liberty (11/16/2019) |
| BLOCKED SHOTS | 5 | Andrew Sischo vs Felician (11/08/2019) |
| | 4 | Andrew Sischo vs Nyack (11/09/2019) |
| TURNOVERS | 8 | Andrew Sischo vs Missouri Western (N) (11/02/2019) |
| | 6 | Andrew Sischo vs New York Tech (01/26/2020) |
| | 6 | Breon Harris vs West Liberty (11/16/2019) |
| | 6 | Andrew Sischo vs Felician (11/08/2019) |
| FOULS | 5 | Andrew Sischo at Saint Rose (12/19/2019) |
| | 5 | Joey Wallace at St. Thomas Aquinas (12/15/2019) |
| | 5 | Kyle Harris vs Missouri Western (N) (11/02/2019) |
| | 5 | Breon Harris vs Northwest Mo. St. (N) (11/01/2019) |



2019-20 Daemen Men's Basketball
Player Highs Analysis
All games

Page 3/4
as of Jan 30, 2020

Opponent - Individual Game Highs

| | | | |
|---|-------|---------|--|
| POINTS | 33 | | Nick Corbett vs Molloy (01/24/2020) |
| | 28 | | Sekou Sylla at Saint Rose (12/19/2019) |
| | 26 | | Tyler Arbuckle at St. Anselm (01/01/2020) |
| | 24 | | Jermaine Head vs Wilmington (DE) (11/23/2019) |
| | 24 | | Ryan Hawkins vs Northwest Mo. St. (N) (11/01/2019) |
| | 24 | | Trevor Hudgins vs Northwest Mo. St. (N) (11/01/2019) |
| FIELD GOALS MADE | 14 | | Nick Corbett vs Molloy (01/24/2020) |
| | 10 | | Tyler Arbuckle at St. Anselm (01/01/2020) |
| | 10 | | Jermaine Head vs Wilmington (DE) (11/23/2019) |
| FIELD GOAL ATTEMPTS | 27 | | Nick Corbett vs Molloy (01/24/2020) |
| | 19 | | Tyler Arbuckle at St. Anselm (01/01/2020) |
| | 19 | | Jermaine Head vs Wilmington (DE) (11/23/2019) |
| FIELD GOAL PERCENTAGE (min 5 made) | .833 | (5-6) | Eric Fleming at Saint Rose (12/19/2019) |
| | .818 | (9-11) | Diego Bernard vs Northwest Mo. St. (N) (11/01/2019) |
| 3 PT FG MADE | 6 | | Tyler Arbuckle at St. Anselm (01/01/2020) |
| | 6 | | Ryan Roland vs Le Moyne (11/19/2019) |
| | 6 | | Ryan Hawkins vs Northwest Mo. St. (N) (11/01/2019) |
| 3 PT FG ATTEMPTS | 13 | | Jay'von Jackson vs Felician (11/08/2019) |
| | 11 | | Tyler Arbuckle at St. Anselm (01/01/2020) |
| | 11 | | Lonnie Rivera vs Le Moyne (11/19/2019) |
| 3 PT FG PERCENTAGE (min 2 made) | 1.000 | (2-2) | Manasseh Small at Saint Rose (12/19/2019) |
| | 1.000 | (2-2) | Preston Boswell vs West Liberty (11/16/2019) |
| FREE THROWS MADE | 10 | | Sekou Sylla at Saint Rose (12/19/2019) |
| | 10 | | Trevor Hudgins vs Northwest Mo. St. (N) (11/01/2019) |
| FREE THROW ATTEMPTS | 12 | | Amari Lee vs Roberts Wesleyan (12/07/2019) |
| | 11 | | Sekou Sylla at Saint Rose (12/19/2019) |
| FREE THROW PERCENTAGE (min 3 made) | 1.000 | (10-10) | Trevor Hudgins vs Northwest Mo. St. (N) (11/01/2019) |
| | 1.000 | (6-6) | Curtis Thompson vs Nyack (11/09/2019) |
| | 1.000 | (6-6) | Will Eames vs Missouri Western (N) (11/02/2019) |
| | 1.000 | (5-5) | Owen Chose at Stonehill (01/04/2020) |
| | 1.000 | (4-4) | Tyler Washington at Saint Rose (12/19/2019) |
| | 1.000 | (4-4) | Korey Lee at Mercy (12/13/2019) |
| | 1.000 | (4-4) | Malik McKinney vs West Liberty (11/16/2019) |
| | 1.000 | (4-4) | MiyKah McIntosh vs Mercyhurst (11/14/2019) |
| | 1.000 | (3-3) | Brandon Starr at USciences (11/30/2019) |
| | 1.000 | (3-3) | Trystan Pratapas vs Mercyhurst (11/14/2019) |
| REBOUNDS | 15 | | Pano Pavlidis vs Molloy (01/24/2020) |
| | 14 | | Sekou Sylla at Saint Rose (12/19/2019) |
| ASSISTS | 7 | | Miles Tention at St. Anselm (01/01/2020) |
| | 7 | | Tom Brown vs Le Moyne (11/19/2019) |
| | 7 | | Trevor Hudgins vs Northwest Mo. St. (N) (11/01/2019) |
| STEALS | 4 | | Jeffrey Hayden vs New York Tech (01/26/2020) |
| | 4 | | Jermaine Head vs Wilmington (DE) (11/23/2019) |
| | 4 | | Preston Boswell vs West Liberty (11/16/2019) |
| | 4 | | Junior Graham vs Nyack (11/09/2019) |
| BLOCKED SHOTS | 4 | | Consolo Adams at Dist. Columbia (01/19/2020) |
| | 3 | | Monty Urmilevicius at Stonehill (01/04/2020) |
| TURNOVERS | 6 | | Nick Corbett vs Molloy (01/24/2020) |
| | 6 | | Thomas Jackson III at Saint Michael's (01/02/2020) |
| | 6 | | Demetre Roberts at St. Thomas Aquinas (12/15/2019) |
| | 6 | | Tyrell Carroll vs Missouri Western (N) (11/02/2019) |



2019-20 Daemen Men's Basketball
Player Highs Analysis
All games

Page 4/4
as of Jan 30, 2020

Opponent - Individual Game Highs

| | | |
|-------|---|---|
| FOULS | 5 | Aaren Smith at Dist. Columbia (01/19/2020) |
| | 5 | Michael Wearne at Saint Rose (12/19/2019) |
| | 5 | Demani Smith vs Roberts Wesleyan (12/07/2019) |
| | 5 | Jay'von Jackson vs Felician (11/08/2019) |
| | 5 | Jaron Thames vs Missouri Western (N) (11/02/2019) |
| | 5 | Will Eames vs Missouri Western (N) (11/02/2019) |



**2019-20 Daemen Men's Basketball
Team Overall Conference
All games**

Page 1/2
as of Jan 30, 2020

Summary

| Player | Overall Statistics | | | | | | | | | | Conference Statistics | | | | | | | | | |
|------------------|--------------------|-------|-------------|-------------|-------------|-------------|-------------|------------|-----------|-------------|-----------------------|-------|-------------|-------------|-------------|-------------|-------------|-----------|-----------|-------------|
| | GP-GS | MIN/G | FG% | 3FG% | FT% | R/G | A/G | STL | BLK | PTS/G | GP-GS | MIN/G | FG% | 3FG% | FT% | R/G | A/G | STL | BLK | PTS/G |
| SISCHO, Andrew | 21-20 | 33.5 | .628 | .444 | .724 | 11.9 | 1.3 | 18 | 25 | 25.0 | 7-6 | 30.8 | .606 | .500 | .792 | 10.1 | 1.1 | 4 | 7 | 24.9 |
| REDBAND, Jeff | 22-22 | 31.9 | .438 | .438 | .939 | 3.8 | 1.5 | 20 | 23 | 12.9 | 8-8 | 32.1 | .376 | .371 | .958 | 3.3 | 0.8 | 3 | 7 | 13.8 |
| HARRIS, Breon | 18-16 | 28.2 | .405 | .366 | .756 | 4.3 | 2.6 | 39 | 1 | 12.4 | 7-5 | 28.5 | .373 | .308 | .923 | 4.3 | 3.0 | 18 | 1 | 10.9 |
| WALLACE, Joey | 21-20 | 29.2 | .418 | .270 | .769 | 5.5 | 2.9 | 22 | 3 | 11.0 | 8-8 | 28.8 | .444 | .353 | .738 | 7.3 | 3.6 | 7 | 0 | 12.6 |
| SARKIS, Jay | 20-20 | 32.5 | .399 | .354 | .583 | 2.3 | 2.8 | 16 | 1 | 8.2 | 8-8 | 32.4 | .468 | .412 | .714 | 3.0 | 1.4 | 5 | 1 | 10.3 |
| SLACK, Keith | 12-1 | 14.5 | .446 | .415 | 1.000 | 1.6 | 1.2 | 4 | 0 | 6.3 | 3-0 | 11.8 | .700 | .750 | 1.000 | 1.3 | 0.3 | 1 | 0 | 8.7 |
| HARRIS, Kyle | 22-9 | 20.5 | .438 | .358 | .813 | 3.3 | 1.1 | 4 | 5 | 5.0 | 8-3 | 19.4 | .292 | .214 | .750 | 4.3 | 0.8 | 2 | 3 | 2.5 |
| BRADLEY, Ryan | 12-0 | 10.5 | .457 | .125 | .750 | 2.4 | 0.6 | 7 | 5 | 3.0 | 5-0 | 7.6 | .333 | .333 | .000 | 1.4 | 0.6 | 3 | 1 | 1.0 |
| WILLIAMS, Donte' | 13-0 | 6.6 | .545 | .417 | .000 | 0.9 | 0.3 | 1 | 2 | 2.2 | 3-0 | 5.3 | .000 | .000 | .000 | 0.0 | 0.0 | 0 | 1 | 0.0 |
| HOLT, Tajmin | 22-0 | 9.1 | .315 | .222 | .333 | 1.2 | 0.7 | 10 | 8 | 1.8 | 8-0 | 11.6 | .375 | .429 | .000 | 2.0 | 1.3 | 3 | 4 | 2.6 |
| BASDEN, Ziv | 9-0 | 2.2 | .667 | .000 | .000 | 0.4 | 0.2 | 0 | 1 | 1.3 | 3-0 | 3.0 | .600 | .000 | .000 | 0.7 | 0.7 | 0 | 1 | 2.0 |
| SALZBERG, Ryan | 16-0 | 4.4 | .571 | .444 | 1.000 | 0.4 | 0.2 | 6 | 1 | 1.3 | 8-0 | 3.4 | .800 | 1.000 | .000 | 0.4 | 0.0 | 3 | 0 | 1.4 |
| LUKE, Chris | 20-2 | 3.8 | .588 | .000 | .500 | 1.2 | 0.1 | 1 | 1 | 1.1 | 8-2 | 6.6 | .563 | .000 | .500 | 2.5 | 0.1 | 0 | 0 | 2.4 |
| HINES, Da'Shawn | 8-0 | 1.8 | 1.000 | 1.000 | .000 | 0.0 | 0.3 | 1 | 0 | 0.6 | 3-0 | 2.6 | 1.000 | 1.000 | .000 | 0.0 | 0.7 | 1 | 0 | 1.0 |
| DUAH, Jeffrey | 6-0 | 1.3 | .500 | .000 | .000 | 0.3 | 0.3 | 0 | 0 | 0.3 | 3-0 | 1.6 | .500 | .000 | .000 | 0.3 | 0.7 | 0 | 0 | 0.7 |
| Totals | 22 | | .475 | .373 | .749 | 37.9 | 13.7 | 149 | 76 | 80.7 | 8 | | .462 | .389 | .795 | 40.1 | 12.8 | 50 | 26 | 82.0 |
| Opponent | 22 | | .433 | .335 | .720 | 33.3 | 12.3 | 162 | 59 | 72.4 | 8 | | .411 | .273 | .683 | 35.0 | 10.8 | 44 | 23 | 67.6 |

Scoring

| Player | Overall Statistics | | | | | | | | Conference Statistics | | | | | | | |
|------------------|--------------------|-------------|----------------|-------------|----------------|-------------|-------------|-------------|-----------------------|-------------|---------------|-------------|----------------|-------------|------------|-------------|
| | FG-FGA | FG% | 3FG-3FGA | 3FG% | FT-FTA | FT% | PTS | PTS/G | FG-FGA | FG% | 3FG-3FGA | 3FG% | FT-FTA | FT% | PTS | PTS/G |
| SISCHO, Andrew | 199-317 | .628 | 8-18 | .444 | 118-163 | .724 | 524 | 25.0 | 66-109 | .606 | 4-8 | .500 | 38-48 | .792 | 174 | 24.9 |
| REDBAND, Jeff | 85-194 | .438 | 67-153 | .438 | 46-49 | .939 | 283 | 12.9 | 32-85 | .376 | 23-62 | .371 | 23-24 | .958 | 110 | 13.8 |
| HARRIS, Breon | 81-200 | .405 | 30-82 | .366 | 31-41 | .756 | 223 | 12.4 | 28-75 | .373 | 8-26 | .308 | 12-13 | .923 | 76 | 10.9 |
| WALLACE, Joey | 77-184 | .418 | 17-63 | .270 | 60-78 | .769 | 231 | 11.0 | 32-72 | .444 | 6-17 | .353 | 31-42 | .738 | 101 | 12.6 |
| SARKIS, Jay | 57-143 | .399 | 29-82 | .354 | 21-36 | .583 | 164 | 8.2 | 29-62 | .468 | 14-34 | .412 | 10-14 | .714 | 82 | 10.3 |
| SLACK, Keith | 25-56 | .446 | 17-41 | .415 | 8-8 | 1.000 | 75 | 6.3 | 7-10 | .700 | 6-8 | .750 | 6-6 | 1.000 | 26 | 8.7 |
| HARRIS, Kyle | 39-89 | .438 | 19-53 | .358 | 13-16 | .813 | 110 | 5.0 | 7-24 | .292 | 3-14 | .214 | 3-4 | .750 | 20 | 2.5 |
| BRADLEY, Ryan | 16-35 | .457 | 1-8 | .125 | 3-4 | .750 | 36 | 3.0 | 2-6 | .333 | 1-3 | .333 | 0-1 | .000 | 5 | 1.0 |
| WILLIAMS, Donte' | 12-22 | .545 | 5-12 | .417 | 0-0 | .000 | 29 | 2.2 | 0-2 | .000 | 0-1 | .000 | 0-0 | .000 | 0 | 0.0 |
| HOLT, Tajmin | 17-54 | .315 | 4-18 | .222 | 2-6 | .333 | 40 | 1.8 | 9-24 | .375 | 3-7 | .429 | 0-2 | .000 | 21 | 2.6 |
| BASDEN, Ziv | 6-9 | .667 | 0-1 | .000 | 0-0 | .000 | 12 | 1.3 | 3-5 | .600 | 0-1 | .000 | 0-0 | .000 | 6 | 2.0 |
| SALZBERG, Ryan | 8-14 | .571 | 4-9 | .444 | 1-1 | 1.000 | 21 | 1.3 | 4-5 | .800 | 3-3 | 1.000 | 0-0 | .000 | 11 | 1.4 |
| LUKE, Chris | 10-17 | .588 | 0-0 | .000 | 1-2 | .500 | 21 | 1.1 | 9-16 | .563 | 0-0 | .000 | 1-2 | .500 | 19 | 2.4 |
| HINES, Da'Shawn | 2-2 | 1.000 | 1-1 | 1.000 | 0-0 | .000 | 5 | 0.6 | 1-1 | 1.000 | 1-1 | 1.000 | 0-0 | .000 | 3 | 1.0 |
| DUAH, Jeffrey | 1-2 | .500 | 0-0 | .000 | 0-2 | .000 | 2 | 0.3 | 1-2 | .500 | 0-0 | .000 | 0-0 | .000 | 2 | 0.7 |
| Totals | 635-1338 | .475 | 202-541 | .373 | 304-406 | .749 | 1776 | 80.7 | 230-498 | .462 | 72-185 | .389 | 124-156 | .795 | 656 | 82.0 |
| Opponent | 587-1355 | .433 | 180-538 | .335 | 239-332 | .720 | 1593 | 72.4 | 206-501 | .411 | 47-172 | .273 | 82-120 | .683 | 541 | 67.6 |



**2019-20 Daemen Men's Basketball
Team Overall Conference
All games**

Page 2/2
as of Jan 30, 2020

Totals

| | Overall Statistics | | | | | | | | | Conference Statistics | | | | | | | | |
|------------------|--------------------|-------|-------|-----|----|-----|-----|------|--------|-----------------------|-------|-------|-----|----|-----|-----|------|--------|
| Player | O-REB | D-REB | TOTAL | PF | FO | A | TO | A/TO | HI PTS | O-REB | D-REB | TOTAL | PF | FO | A | TO | A/TO | HI PTS |
| SISCHO, Andrew | 96 | 153 | 249 | 67 | 1 | 28 | 78 | 0.4 | 34 | 25 | 46 | 71 | 22 | 0 | 8 | 23 | 0.3 | 30 |
| REDBAND, Jeff | 14 | 70 | 84 | 36 | 0 | 33 | 36 | 0.9 | 26 | 3 | 23 | 26 | 14 | 0 | 6 | 15 | 0.4 | 26 |
| HARRIS, Breon | 14 | 64 | 78 | 49 | 1 | 47 | 50 | 0.9 | 23 | 6 | 24 | 30 | 17 | 0 | 21 | 15 | 1.4 | 22 |
| WALLACE, Joey | 29 | 87 | 116 | 56 | 1 | 60 | 52 | 1.2 | 23 | 13 | 45 | 58 | 22 | 1 | 29 | 11 | 2.6 | 23 |
| SARKIS, Jay | 2 | 44 | 46 | 16 | 0 | 56 | 46 | 1.2 | 20 | 0 | 24 | 24 | 8 | 0 | 11 | 22 | 0.5 | 20 |
| SLACK, Keith | 2 | 17 | 19 | 9 | 0 | 14 | 10 | 1.4 | 15 | 0 | 4 | 4 | 2 | 0 | 1 | 2 | 0.5 | 15 |
| HARRIS, Kyle | 11 | 62 | 73 | 42 | 1 | 25 | 22 | 1.1 | 14 | 1 | 33 | 34 | 12 | 0 | 6 | 6 | 1.0 | 6 |
| BRADLEY, Ryan | 11 | 18 | 29 | 24 | 0 | 7 | 13 | 0.5 | 9 | 1 | 6 | 7 | 11 | 0 | 3 | 4 | 0.8 | 3 |
| WILLIAMS, Donte' | 3 | 9 | 12 | 10 | 0 | 4 | 6 | 0.7 | 8 | 0 | 0 | 0 | 3 | 0 | 0 | 0 | 0.0 | 0 |
| HOLT, Tajmin | 9 | 17 | 26 | 16 | 0 | 16 | 14 | 1.1 | 9 | 5 | 11 | 16 | 6 | 0 | 10 | 6 | 1.7 | 9 |
| BASDEN, Ziv | 2 | 2 | 4 | 5 | 0 | 2 | 1 | 2.0 | 6 | 1 | 1 | 2 | 3 | 0 | 2 | 0 | 2.0 | 6 |
| SALZBERG, Ryan | 2 | 5 | 7 | 6 | 0 | 3 | 0 | 3.0 | 11 | 0 | 3 | 3 | 3 | 0 | 0 | 0 | 0.0 | 11 |
| LUKE, Chris | 11 | 13 | 24 | 18 | 0 | 2 | 5 | 0.4 | 6 | 9 | 11 | 20 | 7 | 0 | 1 | 2 | 0.5 | 6 |
| HINES, Da'Shawn | 0 | 0 | 0 | 0 | 0 | 2 | 0 | 2.0 | 3 | 0 | 0 | 0 | 0 | 0 | 2 | 0 | 2.0 | 3 |
| DUAH, Jeffrey | 0 | 2 | 2 | 0 | 0 | 2 | 1 | 2.0 | 2 | 0 | 1 | 1 | 0 | 0 | 2 | 0 | 2.0 | 2 |
| Totals | 231 | 602 | 833 | 354 | 4 | 301 | 337 | 0.9 | 103 | 74 | 247 | 321 | 130 | 1 | 102 | 107 | 1.0 | 103 |
| Opponent | 203 | 529 | 732 | 403 | 6 | 271 | 337 | 0.8 | 88 | 67 | 213 | 280 | 142 | 2 | 86 | 114 | 0.8 | 87 |



2019-20 Daemen Men's Basketball
Points-rebounds-assists
All games

Page 1/2
as of Jan 30, 2020

| Opponent | Date | Score | | 2 HARRIS,BRE | 3 HOLT,TAJMI | 4 DUAH,JEFFR | 5 SARKIS,JAY | 10 WILLIAMS,D | 12 HARRIS,KYL | 14 HINES,DA'S | 15 SLACK,KEIT | 20 SALZBERG,R | 22 SISCHO,AND | 23 WALLACE,JO |
|-----------|------------|--------|---|-----------------|-----------------|-----------------|-----------------|------------------|------------------|------------------|------------------|------------------|------------------|------------------|
| vs NMSU | 11/01/2019 | 65-85 | L | 0-1-0 | 0-0-0 | DNP | 2-0-2 | 8-0-2 | 5-2-2 | DNP | 3-1-0 | DNP | 24-15-5 | 17-3-1 |
| vs MW | 11/02/2019 | 68-64 | W | DNP | 0-2-0 | DNP | 7-1-1 | 5-3-0 | 11-2-0 | DNP | 11-2-0 | DNP | 11-12-3 | 8-6-3 |
| Fel | 11/08/2019 | 95-80 | W | 18-7-6 | 0-0-0 | DNP | 11-2-3 | 4-4-2 | 10-2-0 | DNP | 5-0-0 | DNP | 31-19-4 | 9-6-1 |
| Nyack | 11/09/2019 | 80-74 | W | 11-11-7 | 3-0-0 | DNP | 6-2-2 | 0-0-0 | 0-0-1 | DNP | 2-2-2 | DNP | 34-17-0 | 2-5-1 |
| Mercy | 11/14/2019 | 67-65 | W | 4-1-1 | 0-0-0 | DNP | 10-0-1 | 0-0-0 | 11-3-1 | DNP | DNP | 0-0-0 | 22-11-1 | 18-5-3 |
| WL | 11/16/2019 | 98-83 | W | 17-3-2 | 0-1-2 | 0-0-0 | DNP | 4-0-0 | 11-4-0 | 0-0-0 | 6-2-3 | 0-0-0 | 29-18-2 | 19-5-5 |
| LeM | 11/19/2019 | 89-79 | W | 14-4-2 | 2-0-0 | DNP | DNP | 2-1-0 | 7-3-4 | DNP | 7-2-2 | 2-0-0 | 27-11-1 | 6-5-3 |
| Wilm | 11/23/2019 | 83-81 | W | 21-4-3 | 0-1-0 | DNP | 0-2-4 | 0-1-0 | 3-4-3 | DNP | 3-1-1 | DNP | 24-8-0 | 17-8-2 |
| at USci | 11/30/2019 | 83-57 | W | DNP | 0-0-1 | DNP | 6-1-5 | 6-0-0 | 7-1-2 | 0-0-0 | 10-1-2 | 0-0-0 | 16-20-1 | 7-7-4 |
| Salem | 12/04/2019 | 89-59 | W | DNP | 6-1-1 | 0-0-0 | 11-6-8 | 0-3-0 | 14-7-1 | 2-0-0 | 2-4-3 | 3-2-0 | 34-12-1 | 5-0-6 |
| RWC | 12/07/2019 | 96-70 | W | DNP | 7-1-0 | 0-0-0 | 14-1-0 | 0-0-0 | 4-3-1 | 3-0-0 | 11-3-0 | 0-0-0 | 27-11-1 | 14-9-7 |
| at Mercy | 12/13/2019 | 103-59 | W | 11-6-2 | 2-5-2 | 0-1-0 | 9-2-3 | 0-0-0 | 5-3-1 | 0-0-2 | 15-1-1 | 11-2-0 | 26-9-2 | 4-12-3 |
| at STA | 12/15/2019 | 80-87 | L | 22-4-1 | 0-0-0 | DNP | 4-3-1 | 0-0-0 | 3-2-1 | DNP | 0-0-0 | 0-0-0 | 30-13-2 | 3-3-2 |
| at StRose | 12/19/2019 | 96-88 | W | 16-1-1 | 4-2-2 | DNP | 7-0-7 | DNP | 4-2-5 | 0-0-0 | DNP | 3-1-3 | 34-7-1 | DNP |
| at SA | 01/01/2020 | 59-87 | L | 7-8-2 | 0-1-0 | 0-1-0 | 5-4-3 | DNP | 7-5-0 | 0-0-0 | DNP | 2-1-0 | 18-13-1 | 5-2-1 |
| at SMC | 01/02/2020 | 72-68 | W | 16-8-1 | 2-1-0 | DNP | 12-0-6 | DNP | 0-0-0 | DNP | DNP | 0-0-0 | 24-7-0 | 5-2-1 |
| at STO | 01/04/2020 | 76-82 | L | 23-0-1 | 2-1-0 | DNP | 5-4-3 | DNP | 0-4-0 | DNP | DNP | DNP | 22-8-0 | 12-4-0 |
| Queens | 01/10/2020 | 65-57 | W | 10-7-2 | 9-1-3 | DNP | 8-2-3 | DNP | 6-5-1 | DNP | DNP | 0-1-0 | DNP | 23-7-0 |
| UB | 01/12/2020 | 64-67 | L | 5-4-2 | 0-1-1 | DNP | 2-5-1 | DNP | 0-6-1 | DNP | DNP | 0-0-0 | 28-11-0 | 16-9-5 |
| at UDC | 01/19/2020 | 65-61 | W | 10-2-3 | 0-3-1 | DNP | 11-6-0 | DNP | 0-4-0 | DNP | DNP | 0-0-0 | 22-10-1 | 8-9-5 |
| Molloy | 01/24/2020 | 91-83 | W | 4-6-4 | 0-1-2 | DNP | 20-4-2 | DNP | 2-3-1 | DNP | DNP | 0-0-0 | 22-11-1 | 16-4-0 |
| NYIT | 01/26/2020 | 92-57 | W | 14-1-7 | 3-4-1 | 2-0-2 | 14-1-1 | DNP | 0-8-0 | 0-0-0 | DNP | 0-0-0 | 19-6-1 | 17-5-7 |



2019-20 Daemen Men's Basketball
Points-rebounds-assists
All games

Page 2/2
as of Jan 30, 2020

| Opponent | Date | Score | | 24 BASDEN,ZIV | 25 BRADLEY,RY | 34 LUKE,CHRIS | 44 REDBAND,JE |
|-----------|------------|--------|---|------------------|------------------|------------------|------------------|
| vs NMSU | 11/01/2019 | 65-85 | L | 0-0-0 | DNP | 0-0-0 | 6-1-0 |
| vs MW | 11/02/2019 | 68-64 | W | DNP | DNP | 0-0-0 | 15-3-4 |
| Fel | 11/08/2019 | 95-80 | W | DNP | DNP | 0-1-0 | 7-2-2 |
| Nyack | 11/09/2019 | 80-74 | W | DNP | DNP | 0-1-0 | 22-3-2 |
| Mercy | 11/14/2019 | 67-65 | W | DNP | 2-2-0 | 0-0-0 | 0-3-0 |
| WL | 11/16/2019 | 98-83 | W | 0-0-0 | 2-2-1 | 0-0-0 | 10-7-3 |
| LeM | 11/19/2019 | 89-79 | W | DNP | 9-5-2 | DNP | 13-4-1 |
| Wilm | 11/23/2019 | 83-81 | W | DNP | 6-3-1 | DNP | 9-6-0 |
| at USci | 11/30/2019 | 83-57 | W | 4-1-0 | 2-5-0 | 0-0-0 | 25-8-2 |
| Salem | 12/04/2019 | 89-59 | W | 2-1-0 | 4-3-0 | 0-0-0 | 6-7-4 |
| RWC | 12/07/2019 | 96-70 | W | 0-0-1 | 2-1-2 | 4-3-0 | 10-3-1 |
| at Mercy | 12/13/2019 | 103-59 | W | 6-2-1 | 3-2-0 | 4-1-0 | 7-1-0 |
| at STA | 12/15/2019 | 80-87 | L | 0-0-0 | 0-2-1 | 0-0-0 | 18-2-0 |
| at StRose | 12/19/2019 | 96-88 | W | DNP | 6-2-0 | 0-0-0 | 22-5-2 |
| at SA | 01/01/2020 | 59-87 | L | 0-0-0 | DNP | 0-1-0 | 15-0-2 |
| at SMC | 01/02/2020 | 72-68 | W | 0-0-0 | DNP | 0-0-0 | 13-2-3 |
| at STO | 01/04/2020 | 76-82 | L | DNP | DNP | 2-1-1 | 10-7-2 |
| Queens | 01/10/2020 | 65-57 | W | DNP | DNP | 4-11-0 | 5-0-2 |
| UB | 01/12/2020 | 64-67 | L | DNP | DNP | 0-1-0 | 13-8-0 |
| at UDC | 01/19/2020 | 65-61 | W | DNP | DNP | 0-1-0 | 14-2-1 |
| Molloy | 01/24/2020 | 91-83 | W | DNP | 0-1-0 | 1-0-0 | 26-5-2 |
| NYIT | 01/26/2020 | 92-57 | W | DNP | 0-1-0 | 6-3-1 | 17-5-0 |



2019-20 Daemen Men's Basketball
Category Leaders
All games

Page 1/3
as of Jan 30, 2020

Points

| ## | Player | G | Pts | Pts/G |
|----|------------------|----|-----|-------|
| 22 | Sischo, Andrew | 21 | 524 | 25.0 |
| 44 | Redband, Jeff | 22 | 283 | 12.9 |
| 23 | Wallace, Joey | 21 | 231 | 11.0 |
| 2 | Harris, Breon | 18 | 223 | 12.4 |
| 5 | Sarkis, Jay | 20 | 164 | 8.2 |
| 12 | Harris, Kyle | 22 | 110 | 5.0 |
| 15 | Slack, Keith | 12 | 75 | 6.3 |
| 3 | Holt, Tajmin | 22 | 40 | 1.8 |
| 25 | Bradley, Ryan | 12 | 36 | 3.0 |
| 10 | Williams, Donte' | 13 | 29 | 2.2 |
| 20 | Salzberg, Ryan | 16 | 21 | 1.3 |
| 34 | Luke, Chris | 20 | 21 | 1.1 |
| 24 | Basden, Ziv | 9 | 12 | 1.3 |
| 14 | Hines, Da'Shawn | 8 | 5 | 0.6 |
| 4 | Duah, Jeffrey | 6 | 2 | 0.3 |

Scoring Average

| ## | Player | G | Pts | Pts/G |
|----|------------------|----|-----|-------|
| 22 | Sischo, Andrew | 21 | 524 | 25.0 |
| 44 | Redband, Jeff | 22 | 283 | 12.9 |
| 2 | Harris, Breon | 18 | 223 | 12.4 |
| 23 | Wallace, Joey | 21 | 231 | 11.0 |
| 5 | Sarkis, Jay | 20 | 164 | 8.2 |
| 15 | Slack, Keith | 12 | 75 | 6.3 |
| 12 | Harris, Kyle | 22 | 110 | 5.0 |
| 25 | Bradley, Ryan | 12 | 36 | 3.0 |
| 10 | Williams, Donte' | 13 | 29 | 2.2 |
| 3 | Holt, Tajmin | 22 | 40 | 1.8 |
| 24 | Basden, Ziv | 9 | 12 | 1.3 |
| 20 | Salzberg, Ryan | 16 | 21 | 1.3 |
| 34 | Luke, Chris | 20 | 21 | 1.1 |
| 14 | Hines, Da'Shawn | 8 | 5 | 0.6 |
| 4 | Duah, Jeffrey | 6 | 2 | 0.3 |

Field Goal Percentage

| ## | Player | FG | Att | Pct |
|----|------------------|-----|-----|-------|
| 14 | Hines, Da'Shawn | 2 | 2 | 1.000 |
| 24 | Basden, Ziv | 6 | 9 | .667 |
| 22 | Sischo, Andrew | 199 | 317 | .628 |
| 34 | Luke, Chris | 10 | 17 | .588 |
| 20 | Salzberg, Ryan | 8 | 14 | .571 |
| 10 | Williams, Donte' | 12 | 22 | .545 |
| 4 | Duah, Jeffrey | 1 | 2 | .500 |
| 25 | Bradley, Ryan | 16 | 35 | .457 |
| 15 | Slack, Keith | 25 | 56 | .446 |
| 12 | Harris, Kyle | 39 | 89 | .438 |
| 44 | Redband, Jeff | 85 | 194 | .438 |
| 23 | Wallace, Joey | 77 | 184 | .418 |
| 2 | Harris, Breon | 81 | 200 | .405 |
| 5 | Sarkis, Jay | 57 | 143 | .399 |
| 3 | Holt, Tajmin | 17 | 54 | .315 |

Field Goal Attempts

| ## | Player | G | Att | Att/G |
|----|----------------|----|-----|-------|
| 22 | Sischo, Andrew | 21 | 317 | 15.1 |
| 2 | Harris, Breon | 18 | 200 | 11.1 |
| 44 | Redband, Jeff | 22 | 194 | 8.8 |
| 23 | Wallace, Joey | 21 | 184 | 8.8 |
| 5 | Sarkis, Jay | 20 | 143 | 7.2 |

Field Goals Made

| ## | Player | G | Made | Made/G |
|----|----------------|----|------|--------|
| 22 | Sischo, Andrew | 21 | 199 | 9.5 |
| 44 | Redband, Jeff | 22 | 85 | 3.9 |
| 2 | Harris, Breon | 18 | 81 | 4.5 |
| 23 | Wallace, Joey | 21 | 77 | 3.7 |
| 5 | Sarkis, Jay | 20 | 57 | 2.9 |



2019-20 Daemen Men's Basketball
Category Leaders
All games

Page 2/3
as of Jan 30, 2020

3-Point FG Percentage

| ## | Player | 3FG | Att | Pct |
|----|------------------|-----|-----|-------|
| 14 | Hines, Da'Shawn | 1 | 1 | 1.000 |
| 22 | Sischo, Andrew | 8 | 18 | .444 |
| 20 | Salzberg, Ryan | 4 | 9 | .444 |
| 44 | Redband, Jeff | 67 | 153 | .438 |
| 10 | Williams, Donte' | 5 | 12 | .417 |
| 15 | Slack, Keith | 17 | 41 | .415 |
| 2 | Harris, Breon | 30 | 82 | .366 |
| 12 | Harris, Kyle | 19 | 53 | .358 |
| 5 | Sarkis, Jay | 29 | 82 | .354 |
| 23 | Wallace, Joey | 17 | 63 | .270 |
| 3 | Holt, Tajmin | 4 | 18 | .222 |
| 25 | Bradley, Ryan | 1 | 8 | .125 |

3-Point FG Attempts

| ## | Player | G | Att | Att/G |
|----|---------------|----|-----|-------|
| 44 | Redband, Jeff | 22 | 153 | 7.0 |
| 2 | Harris, Breon | 18 | 82 | 4.6 |
| 5 | Sarkis, Jay | 20 | 82 | 4.1 |
| 23 | Wallace, Joey | 21 | 63 | 3.0 |
| 12 | Harris, Kyle | 22 | 53 | 2.4 |

3-Point FG Made

| ## | Player | G | Made | Made/G |
|----|---------------|----|------|--------|
| 44 | Redband, Jeff | 22 | 67 | 3.0 |
| 2 | Harris, Breon | 18 | 30 | 1.7 |
| 5 | Sarkis, Jay | 20 | 29 | 1.5 |
| 12 | Harris, Kyle | 22 | 19 | 0.9 |
| 23 | Wallace, Joey | 21 | 17 | 0.8 |

Free Throw Percentage

| ## | Player | Made | Att | Pct |
|----|----------------|------|-----|-------|
| 15 | Slack, Keith | 8 | 8 | 1.000 |
| 20 | Salzberg, Ryan | 1 | 1 | 1.000 |
| 44 | Redband, Jeff | 46 | 49 | .939 |
| 12 | Harris, Kyle | 13 | 16 | .813 |
| 23 | Wallace, Joey | 60 | 78 | .769 |
| 2 | Harris, Breon | 31 | 41 | .756 |
| 25 | Bradley, Ryan | 3 | 4 | .750 |
| 22 | Sischo, Andrew | 118 | 163 | .724 |
| 5 | Sarkis, Jay | 21 | 36 | .583 |
| 34 | Luke, Chris | 1 | 2 | .500 |
| 3 | Holt, Tajmin | 2 | 6 | .333 |

Free Throw Attempts

| ## | Player | G | Att | Att/G |
|----|----------------|----|-----|-------|
| 22 | Sischo, Andrew | 21 | 163 | 7.8 |
| 23 | Wallace, Joey | 21 | 78 | 3.7 |
| 44 | Redband, Jeff | 22 | 49 | 2.2 |
| 2 | Harris, Breon | 18 | 41 | 2.3 |
| 5 | Sarkis, Jay | 20 | 36 | 1.8 |

Free Throws Made

| ## | Player | G | Made | Made/G |
|----|----------------|----|------|--------|
| 22 | Sischo, Andrew | 21 | 118 | 5.6 |
| 23 | Wallace, Joey | 21 | 60 | 2.9 |
| 44 | Redband, Jeff | 22 | 46 | 2.1 |
| 2 | Harris, Breon | 18 | 31 | 1.7 |
| 5 | Sarkis, Jay | 20 | 21 | 1.1 |

Rebounds

| ## | Player | G | Reb | Reb/G |
|----|----------------|----|-----|-------|
| 22 | Sischo, Andrew | 21 | 249 | 11.9 |
| 23 | Wallace, Joey | 21 | 116 | 5.5 |
| 44 | Redband, Jeff | 22 | 84 | 3.8 |
| 2 | Harris, Breon | 18 | 78 | 4.3 |
| 12 | Harris, Kyle | 22 | 73 | 3.3 |

Assists

| ## | Player | G | Ast | Ast/G |
|----|----------------|----|-----|-------|
| 23 | Wallace, Joey | 21 | 60 | 2.9 |
| 5 | Sarkis, Jay | 20 | 56 | 2.8 |
| 2 | Harris, Breon | 18 | 47 | 2.6 |
| 44 | Redband, Jeff | 22 | 33 | 1.5 |
| 22 | Sischo, Andrew | 21 | 28 | 1.3 |

Rebounds Average

| ## | Player | G | Reb | Reb/G |
|----|----------------|----|-----|-------|
| 22 | Sischo, Andrew | 21 | 249 | 11.9 |
| 23 | Wallace, Joey | 21 | 116 | 5.5 |
| 2 | Harris, Breon | 18 | 78 | 4.3 |
| 44 | Redband, Jeff | 22 | 84 | 3.8 |
| 12 | Harris, Kyle | 22 | 73 | 3.3 |

Steals

| ## | Player | G | Stl | Stl/G |
|----|----------------|----|-----|-------|
| 2 | Harris, Breon | 18 | 39 | 2.2 |
| 23 | Wallace, Joey | 21 | 22 | 1.0 |
| 44 | Redband, Jeff | 22 | 20 | 0.9 |
| 22 | Sischo, Andrew | 21 | 18 | 0.9 |
| 5 | Sarkis, Jay | 20 | 16 | 0.8 |



2019-20 Daemen Men's Basketball
Category Leaders
All games

Page 3/3
as of Jan 30, 2020

Offensive Rebounds

| ## | Player | G | OReb | OReb/G |
|----|----------------|----|------|--------|
| 22 | Sischo, Andrew | 21 | 96 | 4.6 |
| 23 | Wallace, Joey | 21 | 29 | 1.4 |
| 2 | Harris, Breon | 18 | 14 | 0.8 |
| 44 | Redband, Jeff | 22 | 14 | 0.6 |
| 12 | Harris, Kyle | 22 | 11 | 0.5 |

Blocked Shots

| ## | Player | G | Blk | Blk/G |
|----|----------------|----|-----|-------|
| 22 | Sischo, Andrew | 21 | 25 | 1.2 |
| 44 | Redband, Jeff | 22 | 23 | 1.0 |
| 3 | Holt, Tajmin | 22 | 8 | 0.4 |
| 25 | Bradley, Ryan | 12 | 5 | 0.4 |
| 12 | Harris, Kyle | 22 | 5 | 0.2 |

Defensive Rebounds

| ## | Player | G | DReb | DReb/G |
|----|----------------|----|------|--------|
| 22 | Sischo, Andrew | 21 | 153 | 7.3 |
| 23 | Wallace, Joey | 21 | 87 | 4.1 |
| 44 | Redband, Jeff | 22 | 70 | 3.2 |
| 2 | Harris, Breon | 18 | 64 | 3.6 |
| 12 | Harris, Kyle | 22 | 62 | 2.8 |

Minutes

| ## | Player | G | Min | Min/G |
|----|----------------|----|-----|-------|
| 22 | Sischo, Andrew | 21 | 704 | 33:32 |
| 44 | Redband, Jeff | 22 | 702 | 31:53 |
| 5 | Sarkis, Jay | 20 | 650 | 32:31 |
| 23 | Wallace, Joey | 21 | 613 | 29:11 |
| 2 | Harris, Breon | 18 | 507 | 28:10 |

Fouls

| ## | Player | G | PF | PF/G |
|----|----------------|----|----|------|
| 22 | Sischo, Andrew | 21 | 67 | 3.2 |
| 23 | Wallace, Joey | 21 | 56 | 2.7 |
| 2 | Harris, Breon | 18 | 49 | 2.7 |
| 12 | Harris, Kyle | 22 | 42 | 1.9 |
| 44 | Redband, Jeff | 22 | 36 | 1.6 |

Turnovers

| ## | Player | G | TO | TO/G |
|----|----------------|----|----|------|
| 22 | Sischo, Andrew | 21 | 78 | 3.7 |
| 23 | Wallace, Joey | 21 | 52 | 2.5 |
| 2 | Harris, Breon | 18 | 50 | 2.8 |
| 5 | Sarkis, Jay | 20 | 46 | 2.3 |
| 44 | Redband, Jeff | 22 | 36 | 1.6 |

Foul Outs

| ## | Player | G | FO |
|----|----------------|----|----|
| 22 | Sischo, Andrew | 21 | 1 |
| 23 | Wallace, Joey | 21 | 1 |
| 2 | Harris, Breon | 18 | 1 |
| 12 | Harris, Kyle | 22 | 1 |



**2019-20 Daemen Men's Basketball
Season Box - Average per 40 Minutes
All games**

Page 1/1
as of Jan 30, 2020

| ## | Player | min | fgm | fga | pct | 3fgm | 3fga | pct | ftm | fta | pct | oreb | dreb | treb | pf | a | to | blk | stl | pts |
|----|------------------|-----|------|------|-------|------|------|-------|-----|------|-------|------|------|------|------|------|-----|-----|-----|------|
| 24 | BASDEN, Ziv | 40 | 12.0 | 18.0 | .667 | 0.0 | 2.0 | .000 | 0.0 | 0.0 | .000 | 4.0 | 4.0 | 8.0 | 10.0 | 4.0 | 2.0 | 2.0 | 0.0 | 23.9 |
| 25 | BRADLEY, Ryan | 40 | 5.1 | 11.1 | .457 | 0.3 | 2.5 | .125 | 1.0 | 1.3 | .750 | 3.5 | 5.7 | 9.2 | 7.6 | 2.2 | 4.1 | 1.6 | 2.2 | 11.4 |
| 4 | DUAH, Jeffrey | 40 | 5.3 | 10.5 | .500 | 0.0 | 0.0 | .000 | 0.0 | 10.5 | .000 | 0.0 | 10.5 | 10.5 | 0.0 | 10.5 | 5.3 | 0.0 | 0.0 | 10.5 |
| 2 | HARRIS, Breon | 40 | 6.4 | 15.8 | .405 | 2.4 | 6.5 | .366 | 2.4 | 3.2 | .756 | 1.1 | 5.0 | 6.2 | 3.9 | 3.7 | 3.9 | 0.1 | 3.1 | 17.6 |
| 12 | HARRIS, Kyle | 40 | 3.5 | 7.9 | .438 | 1.7 | 4.7 | .358 | 1.2 | 1.4 | .813 | 1.0 | 5.5 | 6.5 | 3.7 | 2.2 | 2.0 | 0.4 | 0.4 | 9.8 |
| 14 | HINES, Da'Shawn | 40 | 5.7 | 5.7 | 1.000 | 2.8 | 2.8 | 1.000 | 0.0 | 0.0 | .000 | 0.0 | 0.0 | 0.0 | 0.0 | 5.7 | 0.0 | 0.0 | 2.8 | 14.2 |
| 3 | HOLT, Tajmin | 40 | 3.4 | 10.8 | .315 | 0.8 | 3.6 | .222 | 0.4 | 1.2 | .333 | 1.8 | 3.4 | 5.2 | 3.2 | 3.2 | 2.8 | 1.6 | 2.0 | 8.0 |
| 34 | LUKE, Chris | 40 | 5.2 | 8.9 | .588 | 0.0 | 0.0 | .000 | 0.5 | 1.0 | .500 | 5.7 | 6.8 | 12.5 | 9.4 | 1.0 | 2.6 | 0.5 | 0.5 | 10.9 |
| 44 | REDBAND, Jeff | 40 | 4.8 | 11.1 | .438 | 3.8 | 8.7 | .438 | 2.6 | 2.8 | .939 | 0.8 | 4.0 | 4.8 | 2.1 | 1.9 | 2.1 | 1.3 | 1.1 | 16.1 |
| 20 | SALZBERG, Ryan | 40 | 4.6 | 8.0 | .571 | 2.3 | 5.2 | .444 | 0.6 | 0.6 | 1.000 | 1.1 | 2.9 | 4.0 | 3.4 | 1.7 | 0.0 | 0.6 | 3.4 | 12.0 |
| 5 | SARKIS, Jay | 40 | 3.5 | 8.8 | .399 | 1.8 | 5.0 | .354 | 1.3 | 2.2 | .583 | 0.1 | 2.7 | 2.8 | 1.0 | 3.4 | 2.8 | 0.1 | 1.0 | 10.1 |
| 22 | SISCHO, Andrew | 40 | 11.3 | 18.0 | .628 | 0.5 | 1.0 | .444 | 6.7 | 9.3 | .724 | 5.5 | 8.7 | 14.1 | 3.8 | 1.6 | 4.4 | 1.4 | 1.0 | 29.8 |
| 15 | SLACK, Keith | 40 | 5.8 | 12.9 | .446 | 3.9 | 9.4 | .415 | 1.8 | 1.8 | 1.000 | 0.5 | 3.9 | 4.4 | 2.1 | 3.2 | 2.3 | 0.0 | 0.9 | 17.3 |
| 23 | WALLACE, Joey | 40 | 5.0 | 12.0 | .418 | 1.1 | 4.1 | .270 | 3.9 | 5.1 | .769 | 1.9 | 5.7 | 7.6 | 3.7 | 3.9 | 3.4 | 0.2 | 1.4 | 15.1 |
| 10 | WILLIAMS, Donte' | 40 | 5.6 | 10.2 | .545 | 2.3 | 5.6 | .417 | 0.0 | 0.0 | .000 | 1.4 | 4.2 | 5.6 | 4.6 | 1.9 | 2.8 | 0.9 | 0.5 | 13.5 |

Note: All statistics are pro-rated based on an average per 40-minute game.



2019-20 Daemen Men's Basketball Opponents Game-by-Game All games

Page 1/1
as of Jan 30, 2020

| | | | | Total | | 3-Pointers | | Free throws | | Rebounds | | | | | | | | | | | |
|-----------------------|------------|--------|---|----------|------|------------|------|-------------|------|----------|-----|-----|------|-----|-----|-----|-----|-----|------|------|--|
| Opponent | Date | Score | | FG-FGA | PCT | 3FG-FGA | PCT | FT-FTA | PCT | OFF | DEF | TOT | AVG | PF | A | TO | BLK | STL | PTS | AVG | |
| vs Northwest Mo. St. | 11/01/2019 | 65-85 | L | 30-53 | .566 | 11-25 | .440 | 14-15 | .933 | 6 | 19 | 25 | 25.0 | 16 | 16 | 7 | 1 | 9 | 85 | 85.0 | |
| vs Missouri Western | 11/02/2019 | 68-64 | W | 22-55 | .400 | 6-28 | .214 | 14-18 | .778 | 11 | 18 | 29 | 27.0 | 23 | 5 | 19 | 4 | 8 | 64 | 74.5 | |
| Felician | 11/08/2019 | 95-80 | W | 29-84 | .345 | 9-34 | .265 | 13-14 | .929 | 16 | 24 | 40 | 31.3 | 19 | 11 | 13 | 1 | 11 | 80 | 76.3 | |
| Nyack | 11/09/2019 | 80-74 | W | 26-68 | .382 | 9-27 | .333 | 13-17 | .765 | 10 | 23 | 33 | 31.8 | 21 | 11 | 9 | 3 | 12 | 74 | 75.8 | |
| Mercyhurst | 11/14/2019 | 67-65 | W | 24-47 | .511 | 6-20 | .300 | 11-13 | .846 | 8 | 17 | 25 | 30.4 | 21 | 13 | 19 | 0 | 8 | 65 | 73.6 | |
| West Liberty | 11/16/2019 | 98-83 | W | 31-76 | .408 | 8-26 | .308 | 13-19 | .684 | 14 | 20 | 34 | 31.0 | 23 | 11 | 19 | 3 | 13 | 83 | 75.2 | |
| Le Moyne | 11/19/2019 | 89-79 | W | 26-58 | .448 | 16-33 | .485 | 11-17 | .647 | 7 | 25 | 32 | 31.1 | 15 | 12 | 15 | 3 | 4 | 79 | 75.7 | |
| Wilmington (DE) | 11/23/2019 | 83-81 | W | 32-64 | .500 | 15-28 | .536 | 2-7 | .286 | 7 | 29 | 36 | 31.8 | 20 | 16 | 15 | 4 | 7 | 81 | 76.4 | |
| at USciences | 11/30/2019 | 83-57 | W | 19-50 | .380 | 6-19 | .316 | 13-16 | .813 | 7 | 25 | 32 | 31.8 | 13 | 11 | 19 | 3 | 5 | 57 | 74.2 | |
| Salem (WV) | 12/04/2019 | 89-59 | W | 24-58 | .414 | 9-32 | .281 | 2-7 | .286 | 5 | 21 | 26 | 31.2 | 14 | 12 | 23 | 3 | 10 | 59 | 72.7 | |
| Roberts Wesleyan | 12/07/2019 | 96-70 | W | 24-54 | .444 | 7-21 | .333 | 15-24 | .625 | 5 | 22 | 27 | 30.8 | 21 | 7 | 13 | 2 | 3 | 70 | 72.5 | |
| at Mercy | 12/13/2019 | 103-59 | W | 20-62 | .323 | 4-20 | .200 | 15-20 | .750 | 6 | 26 | 32 | 30.9 | 14 | 4 | 11 | 2 | 4 | 59 | 71.3 | |
| at St. Thomas Aquinas | 12/15/2019 | 80-87 | L | 28-55 | .509 | 6-16 | .375 | 25-32 | .781 | 9 | 29 | 38 | 31.5 | 20 | 12 | 15 | 1 | 2 | 87 | 72.5 | |
| at Saint Rose | 12/19/2019 | 96-88 | W | 31-57 | .544 | 5-14 | .357 | 21-26 | .808 | 13 | 19 | 32 | 31.5 | 23 | 11 | 23 | 1 | 8 | 88 | 73.6 | |
| at St. Anselm | 01/01/2020 | 59-87 | L | 31-68 | .456 | 13-29 | .448 | 12-19 | .632 | 12 | 29 | 41 | 32.1 | 17 | 24 | 8 | 3 | 9 | 87 | 74.5 | |
| at Saint Michael's | 01/02/2020 | 72-68 | W | 28-59 | .475 | 6-24 | .250 | 6-10 | .600 | 13 | 27 | 40 | 32.6 | 19 | 14 | 23 | 3 | 8 | 68 | 74.1 | |
| at Stonehill | 01/04/2020 | 76-82 | L | 28-57 | .491 | 14-27 | .519 | 12-14 | .857 | 7 | 20 | 27 | 32.3 | 17 | 18 | 11 | 4 | 6 | 82 | 74.6 | |
| Queens (NY) | 01/10/2020 | 65-57 | W | 24-62 | .387 | 4-26 | .154 | 5-8 | .625 | 9 | 27 | 36 | 32.5 | 14 | 8 | 13 | 0 | 5 | 57 | 73.6 | |
| Bridgeport | 01/12/2020 | 64-67 | L | 27-72 | .375 | 5-24 | .208 | 8-11 | .727 | 13 | 26 | 39 | 32.8 | 17 | 12 | 8 | 5 | 8 | 67 | 73.3 | |
| at Dist. Columbia | 01/19/2020 | 65-61 | W | 25-60 | .417 | 6-21 | .286 | 5-10 | .500 | 6 | 27 | 33 | 32.9 | 16 | 19 | 15 | 9 | 9 | 61 | 72.7 | |
| Molloy | 01/24/2020 | 91-83 | W | 34-76 | .447 | 11-28 | .393 | 4-7 | .571 | 12 | 34 | 46 | 33.5 | 24 | 16 | 18 | 3 | 4 | 83 | 73.1 | |
| New York Tech | 01/26/2020 | 92-57 | W | 24-60 | .400 | 4-16 | .250 | 5-8 | .625 | 7 | 22 | 29 | 33.3 | 16 | 8 | 21 | 1 | 9 | 57 | 72.4 | |
| Total | | 1593 | | 587-1355 | .433 | 180-538 | .335 | 239-332 | .720 | 203 | 529 | 732 | 33.3 | 403 | 271 | 337 | 59 | 162 | 1593 | 72.4 | |
| Daemen | | 1776 | | 635-1338 | .475 | 202-541 | .373 | 304-406 | .749 | 231 | 602 | 833 | 37.9 | 354 | 301 | 337 | 76 | 149 | 1776 | 80.7 | |

Opponents Averages

| Games Played | Points/game | FG Pct | 3FG Pct | FT Pct | Rebounds/game | Assists/game | Turnovers/game | Assist/Turnover ratio | Steals/game | Blocks/game |
|--------------|-------------|--------|---------|--------|---------------|--------------|----------------|-----------------------|-------------|-------------|
| 22 | 72.4 | 43.3 | 33.5 | 72.0 | 33.3 | 12.3 | 15.3 | 0.8 | 7.4 | 2.7 |



**2019-20 Daemen Men's Basketball
Individual Career Summaries
All games**

Page 1/10
as of Jan 30, 2020

ATKINS, Joey

| | | | | Field Goals | | 3-Point | | F-Throws | | Rebounds | | | | | | | | | Scoring | |
|-------------------------|------|-------------|---------------|-------------|-------------|------------|-------------|-------------|-------------|----------|----------|-----------|------------|-------------|----------|----------|----------|----------|-----------|------------|
| SEASON | TEAM | GP-GS | MIN/AVG | FG-FGA | FG% | 3FG-FGA | 3FG% | FT-FTA | FT% | OFF | DEF | TOT | AVG | PF-FO | AST | TO | BLK | STL | PTS | AVG |
| 2018-19 | Jeff | 15-0 | 71/4.7 | 8-21 | .381 | 1-2 | .500 | 5-10 | .500 | 2 | 8 | 10 | 0.7 | 12-0 | 0 | 8 | 5 | 4 | 22 | 1.5 |
| TOTAL FOR Daemen | | 0-0 | 0/0.0 | 0-0 | .000 | 0-0 | .000 | 0-0 | .000 | 0 | 0 | 0 | 0.0 | 0-0 | 0 | 0 | 0 | 0 | 0 | 0.0 |
| TOTAL | | 15-0 | 71/4.7 | 8-21 | .381 | 1-2 | .500 | 5-10 | .500 | 2 | 8 | 10 | 0.7 | 12-0 | 0 | 8 | 5 | 4 | 22 | 1.5 |

Single Game Highs

| Statistic | Value | |
|--------------|-------|---|
| Points | 10 | vs Caldwell 01/21/19 |
| Rebounds | 3 | at Concordia (NY) 02/16/19 |
| Steals | 2 | vs Caldwell 01/21/19 |
| Blocks | 2 | at Holy Family 03/02/19 |
| FG Made | 3 | vs Caldwell 01/21/19 |
| FG Attempts | 7 | vs Caldwell 01/21/19 |
| 3FG Made | 1 | at Nyack 01/26/19 |
| 3FG Attempts | 1 | at Nyack 01/26/19, vs Caldwell 01/21/19 |
| FT Made | 4 | vs Caldwell 01/21/19 |
| FT Attempts | 5 | vs Caldwell 01/21/19 |

BASDEN, Ziv

| | | | | Field Goals | | 3-Point | | F-Throws | | Rebounds | | | | | | | | | Scoring | |
|--------------|--------|-------------|---------------|--------------|-------------|------------|-------------|-------------|-------------|-----------|-----------|-----------|------------|-------------|----------|----------|----------|----------|-----------|------------|
| SEASON | TEAM | GP-GS | MIN/AVG | FG-FGA | FG% | 3FG-FGA | 3FG% | FT-FTA | FT% | OFF | DEF | TOT | AVG | PF-FO | AST | TO | BLK | STL | PTS | AVG |
| 2018-19 | Daemen | 16-0 | 53/3.3 | 14-18 | .778 | 0-1 | .000 | 6-11 | .545 | 10 | 14 | 24 | 1.5 | 7-0 | 1 | 5 | 0 | 2 | 34 | 2.1 |
| 2019-20 | Daemen | 9-0 | 20/2.2 | 6-9 | .667 | 0-1 | .000 | 0-0 | .000 | 2 | 2 | 4 | 0.4 | 5-0 | 2 | 1 | 1 | 0 | 12 | 1.3 |
| TOTAL | | 25-0 | 73/2.9 | 20-27 | .741 | 0-2 | .000 | 6-11 | .545 | 12 | 16 | 28 | 1.1 | 12-0 | 3 | 6 | 1 | 2 | 46 | 1.8 |

Single Game Highs

| Statistic | Value | |
|--------------|-------|---|
| Points | 13 | at LIU Post 12/14/18 |
| Rebounds | 9 | at LIU Post 12/14/18 |
| Assists | 1 | at LIU Post 12/14/18, vs Roberts Wesleyan 12/07/19, at Mercy 12/13/19 |
| Steals | 1 | vs LIU Post 02/15/19, at LIU Post 12/14/18 |
| Blocks | 1 | vs Roberts Wesleyan 12/07/19 |
| FG Made | 5 | at LIU Post 12/14/18 |
| FG Attempts | 7 | at LIU Post 12/14/18 |
| 3FG Attempts | 1 | at LIU Post 12/14/18, at Mercy 12/13/19 |
| FT Made | 3 | at LIU Post 12/14/18 |
| FT Attempts | 4 | at LIU Post 12/14/18 |



**2019-20 Daemen Men's Basketball
Individual Career Summaries
All games**

Page 2/10
as of Jan 30, 2020

BOOK, Trevor

| | | | | Field Goals | | 3-Point | | F-Throws | | Rebounds | | | | | | | | | Scoring | |
|--------------|--------|-------------|----------------|--------------|-------------|-------------|-------------|-------------|-------------|----------|-----------|-----------|------------|------------|----------|----------|----------|----------|-----------|------------|
| SEASON | TEAM | GP-GS | MIN/AVG | FG-FGA | FG% | 3FG-FGA | 3FG% | FT-FTA | FT% | OFF | DEF | TOT | AVG | PF-FO | AST | TO | BLK | STL | PTS | AVG |
| 2018-19 | Daemen | 20-0 | 112/5.6 | 18-35 | .514 | 6-14 | .429 | 8-10 | .800 | 7 | 14 | 21 | 1.1 | 8-0 | 8 | 1 | 1 | 5 | 50 | 2.5 |
| TOTAL | | 20-0 | 112/5.6 | 18-35 | .514 | 6-14 | .429 | 8-10 | .800 | 7 | 14 | 21 | 1.1 | 8-0 | 8 | 1 | 1 | 5 | 50 | 2.5 |

Single Game Highs

| Statistic | Value | |
|--------------|-------|---|
| Points | 13 | vs LIU Post 02/15/19 |
| Rebounds | 5 | at New York Tech 12/16/18 |
| Assists | 4 | at LIU Post 12/14/18 |
| Steals | 2 | vs LIU Post 02/15/19 |
| Blocks | 1 | at LIU Post 12/14/18 |
| FG Made | 5 | vs LIU Post 02/15/19 |
| FG Attempts | 9 | vs LIU Post 02/15/19 |
| 3FG Made | 2 | vs LIU Post 02/15/19, vs Dist. Columbia 01/27/19 |
| 3FG Attempts | 4 | vs LIU Post 02/15/19 |
| FT Made | 2 | at Queens (NY) 02/10/19, vs Lake Erie 11/26/18, at New York Tech 12/16/18 |
| FT Attempts | 3 | vs Lake Erie 11/26/18 |

BRADLEY, Ryan

| | | | | Field Goals | | 3-Point | | F-Throws | | Rebounds | | | | | | | | | Scoring | |
|--------------|--------|-------------|----------------|--------------|-------------|------------|-------------|------------|-------------|-----------|-----------|-----------|------------|-------------|----------|-----------|----------|----------|-----------|------------|
| SEASON | TEAM | GP-GS | MIN/AVG | FG-FGA | FG% | 3FG-FGA | 3FG% | FT-FTA | FT% | OFF | DEF | TOT | AVG | PF-FO | AST | TO | BLK | STL | PTS | AVG |
| 2018-19 | Daemen | 1-0 | 2/2.0 | 0-0 | .000 | 0-0 | .000 | 0-0 | .000 | 0 | 0 | 0 | 0.0 | 0-0 | 0 | 0 | 0 | 0 | 0 | 0.0 |
| 2019-20 | Daemen | 12-0 | 126/10.5 | 16-35 | .457 | 1-8 | .125 | 3-4 | .750 | 11 | 18 | 29 | 2.4 | 24-0 | 7 | 13 | 5 | 7 | 36 | 3.0 |
| TOTAL | | 13-0 | 128/9.9 | 16-35 | .457 | 1-8 | .125 | 3-4 | .750 | 11 | 18 | 29 | 2.2 | 24-0 | 7 | 13 | 5 | 7 | 36 | 2.8 |

Single Game Highs

| Statistic | Value | |
|--------------|-------|---|
| Points | 9 | vs Le Moyne 11/19/19 |
| Rebounds | 5 | vs Le Moyne 11/19/19, at USciences 11/30/19 |
| Assists | 2 | vs Le Moyne 11/19/19, vs Roberts Wesleyan 12/07/19 |
| Steals | 1 | 7 times |
| Blocks | 2 | vs West Liberty 11/16/19 |
| FG Made | 3 | vs Le Moyne 11/19/19, vs Wilmington (DE) 11/23/19, at Saint Rose 12/19/19 |
| FG Attempts | 6 | vs Salem (WV) 12/04/19 |
| 3FG Made | 1 | at Mercy 12/13/19 |
| 3FG Attempts | 2 | at USciences 11/30/19, at Mercy 12/13/19, at Saint Rose 12/19/19 |
| FT Made | 3 | vs Le Moyne 11/19/19 |
| FT Attempts | 3 | vs Le Moyne 11/19/19 |



**2019-20 Daemen Men's Basketball
Individual Career Summaries
All games**

Page 3/10
as of Jan 30, 2020

DUAH, Jeffrey

| | | | | Field Goals | | 3-Point | | F-Throws | | Rebounds | | | | | | | | | | Scoring | |
|---------|--------|-------|---------|-------------|------|---------|------|----------|------|----------|-----|-----|-----|-------|-----|----|-----|-----|-----|---------|--|
| SEASON | TEAM | GP-GS | MIN/AVG | FG-FGA | FG% | 3FG-FGA | 3FG% | FT-FTA | FT% | OFF | DEF | TOT | AVG | PF-FO | AST | TO | BLK | STL | PTS | AVG | |
| 2017-18 | Daemen | 11-0 | 5/0.5 | 1-2 | .500 | 0-0 | .000 | 0-0 | .000 | 1 | 0 | 1 | 0.1 | 2-0 | 0 | 0 | 0 | 0 | 2 | 0.2 | |
| 2018-19 | Daemen | 9-0 | 23/2.5 | 0-7 | .000 | 0-2 | .000 | 1-3 | .333 | 1 | 2 | 3 | 0.3 | 0-0 | 5 | 3 | 0 | 0 | 1 | 0.1 | |
| 2019-20 | Daemen | 6-0 | 8/1.3 | 1-2 | .500 | 0-0 | .000 | 0-2 | .000 | 0 | 2 | 2 | 0.3 | 0-0 | 2 | 1 | 0 | 0 | 2 | 0.3 | |
| TOTAL | | 26-0 | 36/1.4 | 2-11 | .182 | 0-2 | .000 | 1-5 | .200 | 2 | 4 | 6 | 0.2 | 2-0 | 7 | 4 | 0 | 0 | 5 | 0.2 | |

Single Game Highs

| Statistic | Value | |
|--------------|-------|---|
| Points | 2 | at Roberts Wesleyan 01/06/18, vs New York Tech 01/26/20 |
| Rebounds | 1 | 6 times |
| Assists | 2 | vs Mercy 03/01/19, vs New York Tech 01/26/20 |
| FG Made | 1 | at Roberts Wesleyan 01/06/18, vs New York Tech 01/26/20 |
| FG Attempts | 5 | vs LIU Post 02/15/19 |
| 3FG Attempts | 1 | vs Caldwell 11/09/18, vs LIU Post 02/15/19 |
| FT Made | 1 | vs Lake Erie 11/26/18 |
| FT Attempts | 2 | vs Lake Erie 11/26/18, at St. Anselm 01/01/20 |

HARRIS, Breon

| | | | | Field Goals | | 3-Point | | F-Throws | | Rebounds | | | | | | | | | Scoring | |
|---------|--------|-------|-----------|-------------|------|---------|------|----------|------|----------|-----|-----|-----|-------|-----|-----|-----|-----|---------|------|
| SEASON | TEAM | GP-GS | MIN/AVG | FG-FGA | FG% | 3FG-FGA | 3FG% | FT-FTA | FT% | OFF | DEF | TOT | AVG | PF-FO | AST | TO | BLK | STL | PTS | AVG |
| 2016-17 | Daemen | 10-0 | 46/4.6 | 3-7 | .429 | 2-6 | .333 | 2-3 | .667 | 2 | 6 | 8 | 0.8 | 5-0 | 3 | 3 | 0 | 3 | 10 | 1.0 |
| 2017-18 | Daemen | 30-19 | 856/28.5 | 108-227 | .476 | 27-85 | .318 | 46-72 | .639 | 20 | 104 | 124 | 4.1 | 57-2 | 94 | 89 | 14 | 70 | 289 | 9.6 |
| 2018-19 | Daemen | 30-29 | 833/27.8 | 118-299 | .395 | 55-153 | .359 | 62-82 | .756 | 15 | 84 | 99 | 3.3 | 67-2 | 65 | 59 | 9 | 52 | 353 | 11.8 |
| 2019-20 | Daemen | 18-16 | 507/28.2 | 81-200 | .405 | 30-82 | .366 | 31-41 | .756 | 14 | 64 | 78 | 4.3 | 49-1 | 47 | 50 | 1 | 39 | 223 | 12.4 |
| TOTAL | | 88-64 | 2242/25.5 | 310-733 | .423 | 114-326 | .350 | 141-198 | .712 | 51 | 258 | 309 | 3.5 | 178-5 | 209 | 201 | 24 | 164 | 875 | 9.9 |

Single Game Highs

| Statistic | Value | |
|--------------|-------|---|
| Points | 28 | vs Bridgeport 01/28/18 |
| Rebounds | 11 | vs Nyack 11/09/19 |
| Assists | 8 | at Roberts Wesleyan 01/06/18 |
| Steals | 7 | vs LIU Post 01/12/18 |
| Blocks | 2 | 5 times |
| FG Made | 10 | vs Bridgeport 01/28/18 |
| FG Attempts | 19 | vs Molloy 02/16/18 |
| 3FG Made | 6 | at Mercy 01/18/19 |
| 3FG Attempts | 10 | at Mercy 01/18/19, at Bridgeport 03/09/19 |
| FT Made | 9 | at Queens (NY) 02/10/19 |
| FT Attempts | 11 | vs Bridgeport 01/28/18 |



**2019-20 Daemen Men's Basketball
Individual Career Summaries
All games**

Page 4/10
as of Jan 30, 2020

HARRIS, Kyle

| | | | | Field Goals | | 3-Point | | F-Throws | | Rebounds | | | | | | | | | Scoring | |
|--------------|--------|-------------|-----------------|--------------|-------------|--------------|-------------|--------------|-------------|-----------|-----------|-----------|------------|-------------|-----------|-----------|----------|----------|------------|------------|
| SEASON | TEAM | GP-GS | MIN/AVG | FG-FGA | FG% | 3FG-FGA | 3FG% | FT-FTA | FT% | OFF | DEF | TOT | AVG | PF-FO | AST | TO | BLK | STL | PTS | AVG |
| 2019-20 | Daemen | 22-9 | 451/20.5 | 39-89 | .438 | 19-53 | .358 | 13-16 | .813 | 11 | 62 | 73 | 3.3 | 42-1 | 25 | 22 | 5 | 4 | 110 | 5.0 |
| TOTAL | | 22-9 | 451/20.5 | 39-89 | .438 | 19-53 | .358 | 13-16 | .813 | 11 | 62 | 73 | 3.3 | 42-1 | 25 | 22 | 5 | 4 | 110 | 5.0 |

Single Game Highs

| Statistic | Value | |
|--------------|-------|--|
| Points | 14 | vs Salem (WV) 12/04/19 |
| Rebounds | 8 | vs New York Tech 01/26/20 |
| Assists | 5 | at Saint Rose 12/19/19 |
| Steals | 1 | 4 times |
| Blocks | 1 | 5 times |
| FG Made | 5 | vs Missouri Western 11/02/19, vs Mercyhurst 11/14/19, vs Salem (WV) 12/04/19 |
| FG Attempts | 9 | vs Missouri Western 11/02/19 |
| 3FG Made | 4 | vs Salem (WV) 12/04/19 |
| 3FG Attempts | 6 | vs Salem (WV) 12/04/19 |
| FT Made | 2 | 6 times |
| FT Attempts | 4 | at St. Anselm 01/01/20 |

HINES, Da'shawn

| | | | | Field Goals | | 3-Point | | F-Throws | | Rebounds | | | | | | | | | Scoring | |
|--------------|--------|-------------|---------------|-------------|-------------|------------|-------------|------------|--------------|----------|----------|----------|------------|------------|----------|----------|----------|----------|-----------|------------|
| SEASON | TEAM | GP-GS | MIN/AVG | FG-FGA | FG% | 3FG-FGA | 3FG% | FT-FTA | FT% | OFF | DEF | TOT | AVG | PF-FO | AST | TO | BLK | STL | PTS | AVG |
| 2017-18 | Daemen | 11-0 | 6/0.5 | 2-4 | .500 | 0-1 | .000 | 1-1 | 1.000 | 0 | 1 | 1 | 0.1 | 1-0 | 1 | 1 | 0 | 1 | 5 | 0.5 |
| 2019-20 | Daemen | 8-0 | 14/1.8 | 2-2 | 1.000 | 1-1 | 1.000 | 0-0 | .000 | 0 | 0 | 0 | 0.0 | 0-0 | 2 | 0 | 0 | 1 | 5 | 0.6 |
| TOTAL | | 19-0 | 20/1.1 | 4-6 | .667 | 1-2 | .500 | 1-1 | 1.000 | 0 | 1 | 1 | 0.1 | 1-0 | 3 | 1 | 0 | 2 | 10 | 0.5 |

Single Game Highs

| Statistic | Value | |
|--------------|-------|---|
| Points | 5 | at Roberts Wesleyan 01/06/18 |
| Rebounds | 1 | vs Dist. Columbia 01/10/18 |
| Assists | 2 | at Mercy 12/13/19 |
| Steals | 1 | at Roberts Wesleyan 01/06/18, at Mercy 12/13/19 |
| FG Made | 2 | at Roberts Wesleyan 01/06/18 |
| FG Attempts | 3 | at Roberts Wesleyan 01/06/18 |
| 3FG Made | 1 | vs Roberts Wesleyan 12/07/19 |
| 3FG Attempts | 1 | at New York Tech 02/25/18, vs Roberts Wesleyan 12/07/19 |
| FT Made | 1 | at Roberts Wesleyan 01/06/18 |
| FT Attempts | 1 | at Roberts Wesleyan 01/06/18 |



**2019-20 Daemen Men's Basketball
Individual Career Summaries
All games**

Page 5/10
as of Jan 30, 2020

HOLT, Tajmin

| | | | | Field Goals | | 3-Point | | F-Throws | | Rebounds | | | | | | | | | Scoring | |
|--------------|--------|-------------|----------------|--------------|-------------|-------------|-------------|------------|-------------|----------|-----------|-----------|------------|-------------|-----------|-----------|----------|-----------|-----------|------------|
| SEASON | TEAM | GP-GS | MIN/AVG | FG-FGA | FG% | 3FG-FGA | 3FG% | FT-FTA | FT% | OFF | DEF | TOT | AVG | PF-FO | AST | TO | BLK | STL | PTS | AVG |
| 2017-18 | Daemen | 4-0 | 4/1.0 | 0-0 | .000 | 0-0 | .000 | 0-0 | .000 | 0 | 0 | 0 | 0.0 | 0-0 | 0 | 0 | 0 | 0 | 0 | 0.0 |
| 2019-20 | Daemen | 22-0 | 199/9.1 | 17-54 | .315 | 4-18 | .222 | 2-6 | .333 | 9 | 17 | 26 | 1.2 | 16-0 | 16 | 14 | 8 | 10 | 40 | 1.8 |
| TOTAL | | 26-0 | 203/7.8 | 17-54 | .315 | 4-18 | .222 | 2-6 | .333 | 9 | 17 | 26 | 1.0 | 16-0 | 16 | 14 | 8 | 10 | 40 | 1.5 |

Single Game Highs

| Statistic | Value | |
|--------------|-------|---|
| Points | 9 | vs Queens (NY) 01/10/20 |
| Rebounds | 5 | at Mercy 12/13/19 |
| Assists | 3 | vs Queens (NY) 01/10/20 |
| Steals | 3 | at Saint Rose 12/19/19 |
| Blocks | 2 | vs Salem (WV) 12/04/19, vs Queens (NY) 01/10/20 |
| FG Made | 4 | vs Queens (NY) 01/10/20 |
| FG Attempts | 6 | vs Salem (WV) 12/04/19, vs Roberts Wesleyan 12/07/19, vs Queens (NY) 01/10/20 |
| 3FG Made | 1 | 4 times |
| 3FG Attempts | 3 | vs Queens (NY) 01/10/20 |
| FT Made | 2 | at Saint Michael's 01/02/20 |
| FT Attempts | 2 | at Saint Michael's 01/02/20 |

LUKE, Chris

| | | | | Field Goals | | 3-Point | | F-Throws | | Rebounds | | | | | | | | | Scoring | |
|--------------|--------|-------------|---------------|--------------|-------------|------------|-------------|------------|-------------|-----------|-----------|-----------|------------|-------------|----------|----------|----------|----------|-----------|------------|
| SEASON | TEAM | GP-GS | MIN/AVG | FG-FGA | FG% | 3FG-FGA | 3FG% | FT-FTA | FT% | OFF | DEF | TOT | AVG | PF-FO | AST | TO | BLK | STL | PTS | AVG |
| 2019-20 | Daemen | 20-2 | 77/3.8 | 10-17 | .588 | 0-0 | .000 | 1-2 | .500 | 11 | 13 | 24 | 1.2 | 18-0 | 2 | 5 | 1 | 1 | 21 | 1.1 |
| TOTAL | | 20-2 | 77/3.8 | 10-17 | .588 | 0-0 | .000 | 1-2 | .500 | 11 | 13 | 24 | 1.2 | 18-0 | 2 | 5 | 1 | 1 | 21 | 1.1 |

Single Game Highs

| Statistic | Value | |
|-------------|-------|--|
| Points | 6 | vs New York Tech 01/26/20 |
| Rebounds | 11 | vs Queens (NY) 01/10/20 |
| Assists | 1 | vs New York Tech 01/26/20, at Stonehill 01/04/20 |
| Steals | 1 | at USciences 11/30/19 |
| Blocks | 1 | at St. Anselm 01/01/20 |
| FG Made | 3 | vs New York Tech 01/26/20 |
| FG Attempts | 5 | vs New York Tech 01/26/20, vs Queens (NY) 01/10/20 |
| FT Made | 1 | vs Molloy 01/24/20 |
| FT Attempts | 2 | vs Molloy 01/24/20 |



**2019-20 Daemen Men's Basketball
Individual Career Summaries
All games**

Page 6/10
as of Jan 30, 2020

REDBAND, Jeff

| | | | | Field Goals | | 3-Point | | F-Throws | | Rebounds | | | | | | | | | Scoring | |
|---------|--------|---------|-----------|-------------|------|---------|------|----------|------|----------|-----|-----|-----|-------|-----|-----|-----|-----|---------|------|
| SEASON | TEAM | GP-GS | MIN/AVG | FG-FGA | FG% | 3FG-FGA | 3FG% | FT-FTA | FT% | OFF | DEF | TOT | AVG | PF-FO | AST | TO | BLK | STL | PTS | AVG |
| 2016-17 | Daemen | 28-27 | 745/26.6 | 101-222 | .455 | 68-151 | .450 | 17-22 | .773 | 30 | 81 | 111 | 4.0 | 56-2 | 36 | 33 | 20 | 18 | 287 | 10.3 |
| 2017-18 | Daemen | 30-29 | 959/32.0 | 118-274 | .431 | 69-169 | .408 | 32-35 | .914 | 33 | 104 | 137 | 4.6 | 62-2 | 58 | 53 | 22 | 21 | 337 | 11.2 |
| 2018-19 | Daemen | 30-29 | 920/30.7 | 127-277 | .458 | 79-179 | .441 | 56-66 | .848 | 49 | 117 | 166 | 5.5 | 56-0 | 47 | 29 | 25 | 32 | 389 | 13.0 |
| 2019-20 | Daemen | 22-22 | 702/31.9 | 85-194 | .438 | 67-153 | .438 | 46-49 | .939 | 14 | 70 | 84 | 3.8 | 36-0 | 33 | 36 | 23 | 20 | 283 | 12.9 |
| TOTAL | | 110-107 | 3326/30.2 | 431-967 | .446 | 283-652 | .434 | 151-172 | .878 | 126 | 372 | 498 | 4.5 | 210-4 | 174 | 151 | 90 | 91 | 1296 | 11.8 |

Single Game Highs

| Statistic | Value | |
|--------------|-------|---|
| Points | 26 | vs Molloy 01/24/20 |
| Rebounds | 11 | at Molloy 02/08/19 |
| Assists | 6 | at Salem (WV) 01/03/18 |
| Steals | 4 | vs Roberts Wesleyan 02/02/19, at Mercy 12/15/17 |
| Blocks | 3 | 5 times |
| FG Made | 9 | at USciences 11/30/19 |
| FG Attempts | 17 | at LIU Post 02/23/18 |
| 3FG Made | 7 | vs LIU Post 02/15/19, at USciences 11/30/19 |
| 3FG Attempts | 13 | at LIU Post 02/23/18 |
| FT Made | 9 | vs Slippery Rock 11/24/18 |
| FT Attempts | 10 | vs Slippery Rock 11/24/18 |

SALZBERG, Ryan

| | | | | Field Goals | | 3-Point | | F-Throws | | Rebounds | | | | | | | | | | Scoring | |
|---------|--------|-------|---------|-------------|------|---------|------|----------|-------|----------|-----|-----|-----|-------|-----|----|-----|-----|-----|---------|--|
| SEASON | TEAM | GP-GS | MIN/AVG | FG-FGA | FG% | 3FG-FGA | 3FG% | FT-FTA | FT% | OFF | DEF | TOT | AVG | PF-FO | AST | TO | BLK | STL | PTS | AVG | |
| 2019-20 | Daemen | 16-0 | 70/4.4 | 8-14 | .571 | 4-9 | .444 | 1-1 | 1.000 | 2 | 5 | 7 | 0.4 | 6-0 | 3 | 0 | 1 | 6 | 21 | 1.3 | |
| TOTAL | | 16-0 | 70/4.4 | 8-14 | .571 | 4-9 | .444 | 1-1 | 1.000 | 2 | 5 | 7 | 0.4 | 6-0 | 3 | 0 | 1 | 6 | 21 | 1.3 | |

Single Game Highs

| Statistic | Value | |
|--------------|-------|---|
| Points | 11 | at Mercy 12/13/19 |
| Rebounds | 2 | vs Salem (WV) 12/04/19, at Mercy 12/13/19 |
| Assists | 3 | at Saint Rose 12/19/19 |
| Steals | 2 | vs Le Moyne 11/19/19, vs New York Tech 01/26/20 |
| Blocks | 1 | at St. Anselm 01/01/20 |
| FG Made | 4 | at Mercy 12/13/19 |
| FG Attempts | 4 | at Mercy 12/13/19 |
| 3FG Made | 3 | at Mercy 12/13/19 |
| 3FG Attempts | 3 | at Mercy 12/13/19 |
| FT Made | 1 | at Saint Rose 12/19/19 |
| FT Attempts | 1 | at Saint Rose 12/19/19 |



**2019-20 Daemen Men's Basketball
Individual Career Summaries
All games**

Page 7/10
as of Jan 30, 2020

SARKIS, Jay

| | | | | Field Goals | | 3-Point | | F-Throws | | Rebounds | | | | | | | | | Scoring | |
|--------------|--------|---------------|------------------|----------------|-------------|----------------|-------------|----------------|-------------|-----------|------------|------------|------------|--------------|------------|------------|----------|-----------|------------|------------|
| SEASON | TEAM | GP-GS | MIN/AVG | FG-FGA | FG% | 3FG-FGA | 3FG% | FT-FTA | FT% | OFF | DEF | TOT | AVG | PF-FO | AST | TO | BLK | STL | PTS | AVG |
| 2015-16 | Daemen | 29-26 | 732/25.2 | 79-169 | .467 | 41-89 | .461 | 48-56 | .857 | 11 | 61 | 72 | 2.5 | 44-2 | 68 | 47 | 0 | 21 | 247 | 8.5 |
| 2017-18 | Daemen | 30-30 | 1057/35.2 | 117-263 | .445 | 68-160 | .425 | 70-83 | .843 | 7 | 79 | 86 | 2.9 | 51-1 | 106 | 83 | 0 | 20 | 372 | 12.4 |
| 2018-19 | Daemen | 23-20 | 690/30.0 | 58-149 | .389 | 38-91 | .418 | 34-42 | .810 | 8 | 59 | 67 | 2.9 | 33-0 | 71 | 44 | 1 | 12 | 188 | 8.2 |
| 2019-20 | Daemen | 20-20 | 650/32.5 | 57-143 | .399 | 29-82 | .354 | 21-36 | .583 | 2 | 44 | 46 | 2.3 | 16-0 | 56 | 46 | 1 | 16 | 164 | 8.2 |
| TOTAL | | 102-96 | 3129/30.7 | 311-724 | .430 | 176-422 | .417 | 173-217 | .797 | 28 | 243 | 271 | 2.7 | 144-3 | 301 | 220 | 2 | 69 | 971 | 9.5 |

Single Game Highs

| Statistic | Value | |
|--------------|-------|---|
| Points | 24 | at Dist. Columbia 02/04/18, at New York Tech 02/25/18 |
| Rebounds | 7 | vs Bridgeport 03/03/19 |
| Assists | 11 | at Queens (NY) 01/21/18 |
| Steals | 4 | vs Queens (NY) 01/24/16 |
| Blocks | 1 | vs Dist. Columbia 01/27/19, vs Molloy 01/24/20 |
| FG Made | 8 | at Saint Rose 12/31/17, at New York Tech 02/25/18 |
| FG Attempts | 16 | vs Molloy 02/16/18 |
| 3FG Made | 6 | at New York Tech 02/25/18 |
| 3FG Attempts | 9 | 5 times |
| FT Made | 11 | at Dist. Columbia 02/04/18 |
| FT Attempts | 11 | at Dist. Columbia 02/04/18, vs Bridgeport 02/07/16 |



**2019-20 Daemen Men's Basketball
Individual Career Summaries
All games**

Page 8/10
as of Jan 30, 2020

SISCHO, Andrew

| | | | | Field Goals | | 3-Point | | F-Throws | | Rebounds | | | | | | | | | Scoring | |
|--------------|--------|--------------|------------------|-----------------|-------------|--------------|-------------|----------------|-------------|------------|------------|------------|-------------|--------------|-----------|------------|-----------|-----------|-------------|-------------|
| SEASON | TEAM | GP-GS | MIN/AVG | FG-FGA | FG% | 3FG-FGA | 3FG% | FT-FTA | FT% | OFF | DEF | TOT | AVG | PF-FO | AST | TO | BLK | STL | PTS | AVG |
| 2017-18 | Daemen | 30-18 | 706/23.5 | 195-345 | .565 | 3-17 | .176 | 69-106 | .651 | 89 | 172 | 261 | 8.7 | 71-0 | 28 | 65 | 25 | 11 | 462 | 15.4 |
| 2018-19 | Daemen | 28-26 | 832/29.7 | 229-391 | .586 | 4-8 | .500 | 123-169 | .728 | 106 | 176 | 282 | 10.1 | 72-0 | 30 | 58 | 28 | 24 | 585 | 20.9 |
| 2019-20 | Daemen | 21-20 | 704/33.5 | 199-317 | .628 | 8-18 | .444 | 118-163 | .724 | 96 | 153 | 249 | 11.9 | 67-1 | 28 | 78 | 25 | 18 | 524 | 25.0 |
| TOTAL | | 79-64 | 2242/28.4 | 623-1053 | .592 | 15-43 | .349 | 310-438 | .708 | 291 | 501 | 792 | 10.0 | 210-1 | 86 | 201 | 78 | 53 | 1571 | 19.9 |

Single Game Highs

| Statistic | Value | |
|--------------|-------|---|
| Points | 36 | at Molloy 02/08/19, vs Molloy 02/16/18 |
| Rebounds | 23 | vs Molloy 02/16/18 |
| Assists | 5 | vs Northwest Mo. St. 11/01/19 |
| Steals | 4 | at USciences 11/30/19, at Saint Rose 12/19/19 |
| Blocks | 5 | vs Felician 11/08/19 |
| FG Made | 16 | at Molloy 02/08/19 |
| FG Attempts | 26 | at Molloy 02/08/19 |
| 3FG Made | 1 | 15 times |
| 3FG Attempts | 3 | at St. Thomas Aquinas 12/15/19 |
| FT Made | 12 | vs Molloy 02/16/18 |
| FT Attempts | 15 | vs Molloy 02/16/18 |

SLACK, Keith

| | | | | Field Goals | | 3-Point | | F-Throws | | Rebounds | | | | | | | | | Scoring | |
|--------------|--------|-------------|-----------------|--------------|-------------|--------------|-------------|------------|--------------|----------|-----------|-----------|------------|------------|-----------|-----------|----------|----------|-----------|------------|
| SEASON | TEAM | GP-GS | MIN/AVG | FG-FGA | FG% | 3FG-FGA | 3FG% | FT-FTA | FT% | OFF | DEF | TOT | AVG | PF-FO | AST | TO | BLK | STL | PTS | AVG |
| 2019-20 | Daemen | 12-1 | 174/14.5 | 25-56 | .446 | 17-41 | .415 | 8-8 | 1.000 | 2 | 17 | 19 | 1.6 | 9-0 | 14 | 10 | 0 | 4 | 75 | 6.3 |
| TOTAL | | 12-1 | 174/14.5 | 25-56 | .446 | 17-41 | .415 | 8-8 | 1.000 | 2 | 17 | 19 | 1.6 | 9-0 | 14 | 10 | 0 | 4 | 75 | 6.3 |

Single Game Highs

| Statistic | Value | |
|--------------|-------|--|
| Points | 15 | at Mercy 12/13/19 |
| Rebounds | 4 | vs Salem (WV) 12/04/19 |
| Assists | 3 | vs West Liberty 11/16/19, vs Salem (WV) 12/04/19 |
| Steals | 1 | 4 times |
| FG Made | 5 | at Mercy 12/13/19 |
| FG Attempts | 9 | vs Missouri Western 11/02/19 |
| 3FG Made | 5 | at Mercy 12/13/19 |
| 3FG Attempts | 7 | vs Missouri Western 11/02/19 |
| FT Made | 6 | vs Roberts Wesleyan 12/07/19 |
| FT Attempts | 6 | vs Roberts Wesleyan 12/07/19 |



**2019-20 Daemen Men's Basketball
Individual Career Summaries
All games**

Page 9/10
as of Jan 30, 2020

WALLACE, Joey

| SEASON | TEAM | GP-GS | MIN/AVG | Field Goals | | 3-Point | | F-Throws | | Rebounds | | | | | | | | | Scoring | |
|-------------------------|--------|---------------|------------------|----------------|-------------|---------------|-------------|----------------|-------------|------------|------------|------------|------------|--------------|------------|------------|-----------|------------|------------|-------------|
| | | | | FG-FGA | FG% | 3FG-FGA | 3FG% | FT-FTA | FT% | OFF | DEF | TOT | AVG | PF-FO | AST | TO | BLK | STL | PTS | AVG |
| 2015-16 | SCSU | 30-23 | 802/26.7 | 84-195 | .431 | 29-81 | .358 | 34-60 | .567 | 47 | 78 | 125 | 4.2 | 71-1 | 98 | 55 | 3 | 27 | 231 | 7.7 |
| 2016-17 | SCSU | 28-24 | 942/33.6 | 102-243 | .420 | 26-78 | .333 | 68-89 | .764 | 37 | 123 | 160 | 5.7 | 69-1 | 129 | 93 | 13 | 41 | 298 | 10.6 |
| 2017-18 | SCSU | 3-3 | 103/34.3 | 13-34 | .382 | 3-9 | .333 | 3-8 | .375 | 9 | 12 | 21 | 7.0 | 7-0 | 8 | 13 | 1 | 7 | 32 | 10.7 |
| 2018-19 | SCSU | 24-12 | 712/29.7 | 77-167 | .461 | 20-60 | .333 | 21-34 | .618 | 44 | 85 | 129 | 5.4 | 61-0 | 42 | 33 | 8 | 22 | 195 | 8.1 |
| 2019-20 | Daemen | 21-20 | 613/29.2 | 77-184 | .418 | 17-63 | .270 | 60-78 | .769 | 29 | 87 | 116 | 5.5 | 56-1 | 60 | 52 | 3 | 22 | 231 | 11.0 |
| TOTAL FOR Daemen | | 21-20 | 613/29.2 | 77-184 | .418 | 17-63 | .270 | 60-78 | .769 | 29 | 87 | 116 | 5.5 | 56-1 | 60 | 52 | 3 | 22 | 231 | 11.0 |
| TOTAL | | 106-82 | 3172/29.9 | 353-823 | .429 | 95-291 | .326 | 186-269 | .691 | 166 | 385 | 551 | 5.2 | 264-3 | 337 | 246 | 28 | 119 | 987 | 9.3 |

Single Game Highs

| Statistic | Value | |
|--------------|-------|--|
| Points | 23 | vs Queens (NY) 01/10/20 |
| Rebounds | 13 | at St. Anselm 03/03/19 |
| Assists | 10 | vs Merrimack 01/10/17 |
| Steals | 4 | vs St. Anselm 01/14/17, at Saint Michael's 12/10/15, vs New York Tech 01/26/20 |
| Blocks | 4 | at LIU Post 01/02/19 |
| FG Made | 9 | at Le Moyne 11/18/17 |
| FG Attempts | 17 | at Le Moyne 11/18/17, at Saint Michael's 12/10/15 |
| 3FG Made | 5 | at Saint Michael's 12/10/15 |
| 3FG Attempts | 11 | at Saint Michael's 12/10/15 |
| FT Made | 10 | vs Wilmington (DE) 11/23/19 |
| FT Attempts | 11 | at USciences 11/19/16, vs Wilmington (DE) 11/23/19 |



**2019-20 Daemen Men's Basketball
Individual Career Summaries
All games**

Page 10/10
as of Jan 30, 2020

WILLIAMS, Donte'

| | | | | Field Goals | | 3-Point | | F-Throws | | Rebounds | | | | | | | | | | Scoring | |
|------------------|--------|-------|----------|-------------|------|---------|------|----------|------|----------|-----|-----|-----|-------|-----|----|-----|-----|-----|---------|--|
| SEASON | TEAM | GP-GS | MIN/AVG | FG-FGA | FG% | 3FG-FGA | 3FG% | FT-FTA | FT% | OFF | DEF | TOT | AVG | PF-FO | AST | TO | BLK | STL | PTS | AVG | |
| 2018-19 | CUP | 21-17 | 657/31.3 | 82-185 | .443 | 27-95 | .284 | 34-53 | .642 | 34 | 76 | 110 | 5.2 | 47-0 | 15 | 37 | 21 | 21 | 225 | 10.7 | |
| 2019-20 | Daemen | 13-0 | 86/6.6 | 12-22 | .545 | 5-12 | .417 | 0-0 | .000 | 3 | 9 | 12 | 0.9 | 10-0 | 4 | 6 | 2 | 1 | 29 | 2.2 | |
| TOTAL FOR Daemen | | 13-0 | 86/6.6 | 12-22 | .545 | 5-12 | .417 | 0-0 | .000 | 3 | 9 | 12 | 0.9 | 10-0 | 4 | 6 | 2 | 1 | 29 | 2.2 | |
| TOTAL | | 34-17 | 743/21.9 | 94-207 | .454 | 32-107 | .299 | 34-53 | .642 | 37 | 85 | 122 | 3.6 | 57-0 | 19 | 43 | 23 | 22 | 254 | 7.5 | |

Single Game Highs

| Statistic | Value | |
|--------------|-------|--|
| Points | 19 | vs Bloomsburg 12/18/18, vs Slippery Rock 01/09/19 |
| Rebounds | 12 | at Slippery Rock 02/02/19 |
| Assists | 4 | at Gannon 01/05/19 |
| Steals | 4 | at Slippery Rock 02/02/19 |
| Blocks | 2 | 6 times |
| FG Made | 7 | vs Gannon 02/13/19 |
| FG Attempts | 16 | at Indiana (PA) 01/23/19 |
| 3FG Made | 3 | at Millersville 12/01/18, vs East Stroudsburg 12/19/18 |
| 3FG Attempts | 9 | vs Gannon 02/13/19 |
| FT Made | 7 | vs Slippery Rock 01/09/19 |
| FT Attempts | 10 | vs Slippery Rock 01/09/19 |